

Contents

American National Standards

Call for Comment on Standards Proposals	2
Call for Members (ANS Consensus Bodies)	18
Final Actions	20
Project Initiation Notification System (PINS)	22
ANSI Developers Contact Information	26

International Standards

ISO Draft Standards	28
ISO Newly Published Standards	29
Registration of Organization Names in the U.S.	31
Proposed Foreign Government Regulations	31
Information Concerning	32

American National Standards

Call for comment on proposals listed

This section solicits public comments on proposed draft new American National Standards, including the national adoption of ISO and IEC standards as American National Standards, and on proposals to revise, reaffirm or withdraw approval of existing American National Standards. A draft standard is listed in this section under the ANSI-accredited standards developer (ASD) that sponsors it and from whom a copy may be obtained. Comments in connection with a draft American National Standard must be submitted in writing to the ASD no later than the last day of the comment period specified herein. Such comments shall be specific to the section(s) of the standard under review and include sufficient detail so as to enable the reader to understand the commenter's position, concerns and suggested alternative language, if appropriate. Please note that the ANSI Executive Standards Council (ExSC) has determined that an ASD has the right to require that interested parties submit public review comments electronically, in accordance with the developer's procedures.

Ordering Instructions for "Call-for-Comment" Listings

1. **Order from the organization indicated for the specific proposal.**
2. **Use the full identification in your order, including the BSR prefix; for example, Electric Fuses BSR/SAE J554.**
3. **Include remittance with all orders.**
4. **BSR proposals will not be available after the deadline of call for comment.**

Comments should be addressed to the organization indicated, with a copy to the Board of Standards Review, American National Standards Institute, 25 West 43rd Street, New York, NY 10036. Fax: 212-840-2298; e-mail: psa@ansi.org

* Standard for consumer products

Comment Deadline: October 2, 2011

ASHRAE (American Society of Heating, Refrigerating and Air-Conditioning Engineers, Inc.)

Addenda

BSR/ASHRAE Addendum 105a-201x, Standard Methods of Measuring and Expressing Building Energy Performance (addenda to ANSI/ASHRAE Standard 105-2007)

Revises the definition of "Gross Floor Area" of a building. The definition chosen reflects a general agreement among a number of interested ASHRAE parties and the Standard Project Committee 105 for what will be referenced within a number of ASHRAE standards. This definition is for use in energy analysis work and does not necessarily reflect the exact definition used by other organizations.

[Click here to see these changes in full, or look at the end of "Standards Action."](#)

Send comments (with copy to BSR) to: Online Comment Database at <http://www.ashrae.org/technology/page/331>

BSR/ASHRAE/ASHE Addendum 170n-201x, Ventilation of Health Care Facilities (addenda to ANSI/ASHRAE/ASHE Standard 170-2008)

Clarifies the methods in which the Designer may determine system outdoor airflow requirements when the system serves multiple spaces.

[Click here to see these changes in full, or look at the end of "Standards Action."](#)

Send comments (with copy to BSR) to: Online Comment Database at <http://www.ashrae.org/technology/page/331>

BSR/ASHRAE/ASHE Addendum 170p-201x, Ventilation of Health Care Facilities (addenda to ANSI/ASHRAE/ASHE Standard 170-2008)

Adds entries to Table 7-1. A Nourishment Area or Room is defined by FGI-2010 2.1-2.6.7. A Nourishment area that is not enclosed by a door is typically adjacent to a patient corridor and is treated similarly in Table 7-1.

[Click here to see these changes in full, or look at the end of "Standards Action."](#)

Send comments (with copy to BSR) to: Online Comment Database at <http://www.ashrae.org/technology/page/331>

IIAR (International Institute of Ammonia Refrigeration)

New Standards

BSR/IIAR 1-201x, Definitions and Terminology Used in IIAR Standards (new standard)

Provides the definitions and terminology used throughout the IIAR suite of standards.

[Click here to see these changes in full, or look at the end of "Standards Action."](#)

Send comments (with copy to BSR) to: Eric Smith, (703) 312-4200, eric.smith@iiar.org

BSR/IIAR 5-201x, Start-Up and Commissioning of Closed-Circuit Ammonia Mechanical Refrigerating Systems (new standard)

Specifies the minimum requirements for the start-up and commissioning of ammonia mechanical refrigeration systems.

[Click here to see these changes in full, or look at the end of "Standards Action."](#)

Send comments (with copy to BSR) to: Eric Smith, (703) 312-4200, eric.smith@iiar.org

Revisions

BSR/IIAR 3-201x, Ammonia Refrigeration Valves (revision of ANSI/IIAR 3-2005)

Specifies criteria for materials, design parameters, marking and testing for valves and strainers. The standard applies to shut-off valves, control valves and strainers designed and manufactured for use in closed circuit refrigerating systems where ammonia is used as a refrigerant.

[Click here to see these changes in full, or look at the end of "Standards Action."](#)

Send comments (with copy to BSR) to: Eric Smith, (703) 312-4200, eric.smith@iiar.org

NSF (NSF International)

Revisions

* BSR/NSF 50-201x, Equipment for Swimming Pools, Spas, Hot Tubs and Other Recreational Water Facilities (revision of ANSI/NSF 50-2011)

Issue 74 - Includes requirements for heat exchangers, heaters, coolers, and solar water heating systems.

[Click here to see these changes in full, or look at the end of "Standards Action."](#)

Send comments (with copy to BSR) to: Lorna Badman, (734) 827-6806, badman@nsf.org

UL (Underwriters Laboratories, Inc.)

New Standards

* BSR/UL 2572-201x, Standard for Communication and Control Units for Mass Notification Systems (new standard)

Due to the inherent construction of speakers, they cannot be dust-tight. This proposed standard change pertains to the outdoor speaker only, not the outdoor control equipment. During the July 2011 STP meeting many members mentioned that a sand/dust spray will ingress into any speaker at the location where the sound comes out, and the important issue is that the HPSA is still loud and intelligible after the sand/dust test.

[Click here to see these changes in full, or look at the end of "Standards Action."](#)

Send comments (with copy to BSR) to: Alan McGrath, (847) 664-3038, alan.t.mcgrath@us.ul.com

New National Adoptions

BSR/UL 61800-5-1-201x, Standard for Safety for Adjustable Speed Electrical Power Drive Systems - Part 5-1: Safety Requirements - Electrical, Thermal and Energy (national adoption with modifications of IEC 61800-5-1)

Covers revisions to the proposed first edition of UL 61800-5-1 based on comments received.

[Click here to see these changes in full, or look at the end of "Standards Action."](#)

Send comments (with copy to BSR) to: Megan Sepper, (847) 664-3411, Megan.M.Sepper@us.ul.com

Revisions

BSR/UL 213-201x, Standard for Safety for Rubber Gasketed Fittings for Fire-Protection Service (revision of ANSI/UL 213-2009a)

The following change to UL 213 is being proposed: Addition of requirements for standard grooves.

[Click here to see these changes in full, or look at the end of "Standards Action."](#)

Send comments (with copy to BSR) to: Derrick Martin, (408) 754-6656, Derrick.L.Martin@us.ul.com

BSR/UL 1559-201x, Standard for Safety for Insect-Control Equipment - Electrocutation Type (revision of ANSI/UL 1559-2011a)

Proposes the following change to UL 1559: addition of 70.1.2a for allowance of date code markings on attachment plug blades.

[Click here to see these changes in full, or look at the end of "Standards Action."](#)

Send comments (with copy to BSR) to: Nicolette Allen, (919) 549-0973, Nicolette.Allen@us.ul.com

BSR/UL 2238-201x, Cable Assemblies and Fittings for Industrial Control and Signal Distribution (revision of ANSI/UL 2238-2011a)

Covers:

- (1) Addition of requirements for testing flag type cord tags and wrap around cord labels; and
- (2) Proposed revision to 7.4.1 to align with UL 2237 and UL 498 for RTI alternative path and RTI-impact values.

[Click here to see these changes in full, or look at the end of "Standards Action."](#)

Send comments (with copy to BSR) to: Megan VanHeirseeele, (847) 664-2881, Megan.M.VanHeirseeele@us.ul.com

BSR/UL 2523-201x, Standard for Safety for Solid Fuel-Fired Hydronic Heating Appliances, Water Heaters and Boilers (revision of ANSI/UL 2523-2009)

Proposes the following changes to UL 2523:

- revision of the definition of hydronic heating appliance;
- deletion of 23.10; and
- clarification of 120 F (49 C) reset requirements for water heaters.

[Click here to see these changes in full, or look at the end of "Standards Action."](#)

Send comments (with copy to BSR) to: Nicolette Allen, (919) 549-0973, Nicolette.Allen@us.ul.com

Comment Deadline: October 17, 2011

AAMI (Association for the Advancement of Medical Instrumentation)

New National Adoptions

BSR/AAMI HA60601-1-11-201x, Medical electrical equipment - Part 1-11: General requirements for basic safety and essential performance - Collateral Standard: Requirements for medical electrical equipment and medical electrical systems used in home healthcare environment (national adoption with modifications of IEC 60601-1-11:2010)

Applies to the basic safety and essential performance of medical electrical equipment that are intended by their manufacturer for use in the home health care environment.

Single copy price: \$50.00 (AAMI members); \$100.00 (list)

Obtain an electronic copy from: www.aami.org

Order from: AAMI Publications (PHONE: 1-877-249-8226/FAX: 1-301-206-9789)

Send comments (with copy to BSR) to: Jennifer Moyer, (703) 253-8274, JMoyer@aami.org

AHRI (Air-Conditioning, Heating, and Refrigeration Institute)

New Standards

BSR/AHRI Standard 1060(I-P)-201x, Performance Rating of Air-to-Air Heat Exchangers for Energy Recovery Ventilation Equipment (new standard)

Applies to factory-made Air-to-Air Heat Exchangers for use in Air-to-Air Energy Recovery Ventilation Equipment, as defined in Section 3 of the standard.

Single copy price: Free

Obtain an electronic copy from: dabbate@ahrinet.org

Order from: Daniel Abbate, (703) 600-0327, dabbate@ahrinet.org

Send comments (with copy to BSR) to: Same

BSR/AHRI Standard 1061(SI)-201x, Performance Rating of Air-to-Air Heat Exchangers for Energy Recovery Ventilation Equipment (new standard)

Applies to factory-made Air-to-Air Heat Exchangers for use in Air-to-Air Energy Recovery Ventilation Equipment, as defined in Section 3 of the standard.

Single copy price: Free

Obtain an electronic copy from: dabbate@ahrinet.org

Order from: Daniel Abbate, (703) 600-0327, dabbate@ahrinet.org

Send comments (with copy to BSR) to: Same

Revisions

BSR/AHRI Standard 1160 (I-P)-200x, Performance Rating of Heat Pump Pool Heaters (revision and partition of ANSI/AHRI Standard 1160-2008)

Applies to the rating and testing of complete factory-made Heat Pump Pool Heater refrigeration systems, as defined in Section 3 of this standard.

Single copy price: Free

Obtain an electronic copy from: dabbate@ahrinet.org

Order from: Daniel Abbate, (703) 600-0327, dabbate@ahrinet.org

Send comments (with copy to BSR) to: Same

BSR/AHRI Standard 1161 (SI)-200x, Performance Rating of Heat Pump Pool Heaters (revision and partition of ANSI/AHRI Standard 1160-2008)

Applies to the rating and testing of complete factory-made Heat Pump Pool Heater refrigeration systems as defined in Section 3.

Single copy price: Free

Obtain an electronic copy from: dabbate@ahrinet.org

Order from: Daniel Abbate, (703) 600-0327, dabbate@ahrinet.org

Send comments (with copy to BSR) to: Same

AISC (American Institute of Steel Construction)

Revisions

BSR/AISC N690-201x, Specification for Safety-Related Steel Structures for Nuclear Facilities (revision of ANSI/AISC N690-2006)

Applies to the design of safety-related steel structures and steel elements in nuclear facilities. Structures and structural elements subject to this standard are those steel structures that are part of a safety-related system or that support, house, or protect safety-related systems or components, the failure of which would impair the safety-related functions of these systems or components.

Single copy price: \$15.00

Obtain an electronic copy from: cummins@aisc.org

Order from: Janet Cummins, AISC, cummins@aisc.org

Send comments (with copy to BSR) to: Cynthia Duncan, (312) 670-5410, duncan@aisc.org

ASC X9 (Accredited Standards Committee X9, Incorporated)

New Standards

BSR X9.82-4-201x, Random Number Generation - Part 4: Random Bit Generator Constructions (new standard)

Defines techniques for the generation of random numbers that shall be used whenever ASC X9 Standards require the use of random number or bitstring for cryptographic purposes. Part 4 specifies how to build complete random bit generators from the mechanisms in X9.82 Part 2 and Part 3.

Single copy price: \$60.00

Obtain an electronic copy from: janet.busch@x9.org

Order from: Janet Busch, (410) 267-7707, janet.busch@x9.org

Send comments (with copy to BSR) to: Same

ASHRAE (American Society of Heating, Refrigerating and Air-Conditioning Engineers, Inc.)

Addenda

BSR/ASHRAE Addendum 55c-201x, Thermal Environmental Conditions for Human Occupancy (addenda to ANSI/ASHRAE Standard 55-2010)

This proposed addendum represents an evolution of the description and definition of the average outdoor temperature to be used in the adaptive comfort model. The original term "monthly average" did not fully capture the methodology used in defining the adaptive approach nor was it clear in describing how to apply it. The change to prevailing mean as well as the addition of the daily outdoor temperature definition provides much clearer direction on the application of the adaptive comfort model.

Single copy price: \$35.00

Obtain an electronic copy from: Free download at <http://www.ashrae.org/technology/page/331>

Order from: standards.section@ashrae.org

Send comments (with copy to BSR) to: Online Comment Database at <http://www.ashrae.org/technology/page/331>

BSR/ASHRAE Addendum 105b-201x, Standard Methods of Measuring and Expressing Building Energy Performance (addenda to ANSI/ASHRAE Standard 105-2007)

Modifies the existing document from informative to mandatory language. A minimum of changes are being proposed to bring Standard 105-2007 into agreement with the current ASHRAE practice for Standards. A more complete revision will be incorporated in the document currently being developed by the Standard Project Committee 105.

Single copy price: \$35.00

Obtain an electronic copy from: Free download at <http://www.ashrae.org/technology/page/331>

Order from: standards.section@ashrae.org

Send comments (with copy to BSR) to: Online Comment Database at <http://www.ashrae.org/technology/page/331>

BSR/ASHRAE Addendum aa to ANSI/ASHRAE Standard 135-2010, A Data Communication Protocol for Building Automation and Control Networks (addenda to ANSI/ASHRAE Standard 135-2010)

Adds a Channel Object Type, which defines a standardized object used to receive a single value that is sent to multiple object properties; it also adds a WriteGroup Service to the Object Access Services.

Single copy price: \$35.00

Obtain an electronic copy from: Free download at <http://www.ashrae.org/technology/page/331>

Order from: standards.section@ashrae.org

Send comments (with copy to BSR) to: Online Comment Database at <http://www.ashrae.org/technology/page/331>

BSR/ASHRAE Addendum ai to ANSI/ASHRAE Standard 135-2010, A Data Communication Protocol for Building Automation and Control Networks (addenda to ANSI/ASHRAE Standard 135-2010)

Adds a Network Port Object Type to provide a BACnet-visible mechanism for viewing and/or configuring a device's network settings.

Single copy price: \$35.00

Obtain an electronic copy from: Free download at <http://www.ashrae.org/technology/page/331>

Order from: standards.section@ashrae.org

Send comments (with copy to BSR) to: Online Comment Database at <http://www.ashrae.org/technology/page/331>

BSR/ASHRAE Addendum ak to ANSI/ASHRAE Standard 135-2008, A Data Communication Protocol for Building Automation and Control Networks (addenda to ANSI/ASHRAE Standard 135-2010)

- Specifies explicit address range requirements;
- Adds the "abort reason" to transport state machine descriptions; and
- Adds a serial number property to provide a standard way to define serial numbers.

Single copy price: \$35.00

Obtain an electronic copy from: Free download at <http://www.ashrae.org/technology/page/331>

Order from: standards.section@ashrae.org

Send comments (with copy to BSR) to: Online Comment Database at <http://www.ashrae.org/technology/page/331>

BSR/ASHRAE Addendum al to ANSI/ASHRAE Standard 135-2010, A Data Communication Protocol for Building Automation and Control Networks (addenda to ANSI/ASHRAE Standard 135-2010)

Specifies a set of Best Practices for Gateway Design that are recommended for the design of successful gateways to/from the BACnet protocol. The addendum also specifies gateway, router, and BBMD functionality using BIBBs.

Single copy price: \$35.00

Obtain an electronic copy from: Free download at <http://www.ashrae.org/technology/page/331>

Order from: standards.section@ashrae.org

Send comments (with copy to BSR) to: Online Comment Database at <http://www.ashrae.org/technology/page/331>

BSR/ASHRAE Addendum i to ANSI/ASHRAE Standard 135-2010, A Data Communication Protocol for Building Automation and Control Networks (addenda to ANSI/ASHRAE Standard 135-2010)

Defines a new Lighting Output Object type and removes the section on support for breaker-tripped status to Analog and Binary Output objects, which occurred after the fourth Public Review.

Single copy price: \$35.00

Obtain an electronic copy from: Free download at <http://www.ashrae.org/technology/page/331>

Order from: standards.section@ashrae.org

Send comments (with copy to BSR) to: Online Comment Database at <http://www.ashrae.org/technology/page/331>

BSR/ASHRAE Addendum j to ANSI/ASHRAE Standard 135.1-2009, Method of Test for Conformance to BACnet (addenda to ANSI/ASHRAE Standard 135.1-2009)

- Improves the tests for Read All Properties, Write Support, Command Prioritization, Application of the Event_Enable, and Limit_Enable;
- Updates the Calendar Test and the Notification Class and Schedule Tests to use UTCTimeSynchronization;
- Adds Protocol Revision 4 Schedule Object Tests;
- Revises the Stop_When_Full test;
- Generalizes the Start_Time, Log_Interval, and Buffer_Size tests;
- Fixes the Record_Count and Notification_Threshold tests;
- Adds Trigger Verification and COV Subscription Lifetime Value Range tests;
- Updates the BUFFER_READY tests;
- Modifies the List Management test; and
- Implements COV testing by datatype.

Single copy price: \$35.00

Obtain an electronic copy from: Free download at <http://www.ashrae.org/technology/page/331>

Order from: standards.section@ashrae.org

Send comments (with copy to BSR) to: Online Comment Database at <http://www.ashrae.org/technology/page/331>

BSR/ASHRAE Addendum k to ANSI/ASHRAE Standard 135.1-2009, Method of Test for Conformance to BACnet (addenda to ANSI/ASHRAE Standard 135.1-2009)

Adds new manual MS/TP tests that can be implemented without a custom test tool. The tests in the current edition of Standard 135.1 require such a tool.

Single copy price: \$35.00

Obtain an electronic copy from: Free download at <http://www.ashrae.org/technology/page/331>

Order from: standards.section@ashrae.org

Send comments (with copy to BSR) to: Online Comment Database at <http://www.ashrae.org/technology/page/331>

BSR/ASHRAE Addendum l to ANSI/ASHRAE Standard 135.1-2009, Method of Test for Conformance to BACnet (addenda to ANSI/ASHRAE Standard 135.1-2009)

- Generalizes the Notify_Type test;
- Adds tests for Resizable Array Properties, Acknowledging Offnormal Events, Alarm Summarization, Event Log, Structured View, ReadRange, and Who-Has;
- Corrects the AddListElement and Trend Log COV Subscription Failure tests;
- Removes the testing requirement that Status_Flags be changeable;
- Allows WritePropertyMultiple tests to be applied to Array Properties;
- Modifies the Event Notifications tests to allow use of Event Enrollment Objects;
- Updates expected error codes for Negative COV tests; - Improves the Basic DeviceCommunicationControl tests; and
- Clarifies, corrects, or removes various other tests.

Single copy price: \$35.00

Obtain an electronic copy from: Free download at <http://www.ashrae.org/technology/page/331>

Order from: standards.section@ashrae.org

Send comments (with copy to BSR) to: Online Comment Database at <http://www.ashrae.org/technology/page/331>

BSR/ASHRAE Addendum m to ANSI/ASHRAE Standard 135.1-2009, Method of Test for Conformance to BACnet (addenda to ANSI/ASHRAE Standard 135.1-2009)

- Adds a Network Priority test and Virtual Router tests;
- Replaces the Time Master tests; and
- Adds Backup and Restore tests, a APDU Retry test, and Workstation Schedule Interaction tests.

Single copy price: \$35.00

Obtain an electronic copy from: Free download at <http://www.ashrae.org/technology/page/331>

Order from: standards.section@ashrae.org

Send comments (with copy to BSR) to: Online Comment Database at <http://www.ashrae.org/technology/page/331>

BSR/ASHRAE Addendum n to ANSI/ASHRAE Standard 135.1-2009, Method of Test for Conformance to BACnet (addenda to ANSI/ASHRAE Standard 135.1-2009)

- Restricts the "non-documented" test to Standard Object Types;
- Adds a router binding test;
- Updates the Priority_For_Writing tests;
- Makes the Trend Log tests generic;
- Adds a note to bring testers attention to change in length of BACnetLogStatus;
- Clarifies that "Ignore Remote Packets" test is not for use with intervening router; and
- Modifies the B/IP test for NAT operation.

Single copy price: \$35.00

Obtain an electronic copy from: Free download at <http://www.ashrae.org/technology/page/331>

Order from: standards.section@ashrae.org

Send comments (with copy to BSR) to: Online Comment Database at <http://www.ashrae.org/technology/page/331>

CSA (CSA America, Inc.)

Revisions

- * BSR Z21.21b-201x, Automatic Valves for Gas Appliances (same as CSA 6.5b) (revision of ANSI Z21.21-2005 (R2010), ANSI Z21.21a-2010)

Details test and examination criteria for automatic valves, which may be individual automatic vales or valves, utilized as pars of automatic gas ignition systems. This standard also applies to commercial/industrial safety shutoff valves.

Single copy price: \$175.00

Obtain an electronic copy from: cathy.rake@csa-america.org

Order from: Cathy Rake, (216) 524-4990, cathy.rake@csa-america.org

Send comments (with copy to BSR) to: Same

ITI (INCITS) (InterNational Committee for Information Technology Standards)

Reaffirmations

BSR INCITS 183-1991 (R201x), Information technology - High-Performance Parallel Interface (HIPPI) - Mechanical, Electrical, and Signalling Protocol Specification (HIPPI-PH) (reaffirmation of ANSI INCITS 183-1991 (R2006))

Provides the mechanical, electrical and signaling protocol specifications for an efficient simplex high-performance point-to-point interface between pieces of data-processing equipment. The interface described in this document can be operated at peak data rates of 800 or 1600 Mbit/s, over distances of up to 25m by means of copper cabling.

Single copy price: \$30.00

Obtain an electronic copy from: <http://www.incits.org> or <http://webstore.ansi.org>

Order from: Global Engineering Documents, (800) 854-7179, www.global.ihs.com

Send comments (with copy to BSR) to: Barbara Bennett, (202) 626-5743, bbennett@itic.org

BSR INCITS 323-1998/AM1-2001(R201x), Information Technology - High-Performance Parallel Interface - 6400 Mbit/s Physical Layer (HIPPI-6400-PH) Amendment 1 (reaffirmation of ANSI INCITS 323-1998/AM1-2001(R2006))

Specifies a physical-level, point-to-point, full-duplex, link interface for reliable, flow-controlled transmission of user data at 6400 Mbit/s, per direction, across distances of up to 1 km. A parallel copper cable interface for distances of up to 40 m is specified. Connections to a separate longer-distance optical interface are provided.

Single copy price: \$30.00

Obtain an electronic copy from: <http://www.incits.org> or <http://webstore.ansi.org>

Order from: Global Engineering Documents, (800) 854-7179, www.global.ihs.com

Send comments (with copy to BSR) to: Barbara Bennett, (202) 626-5743, bbennett@itic.org

BSR INCITS 404-2006 (R201x), Information technology - Fibre Channel Physical Interfaces - 2 (FC-PI-2) (reaffirmation of ANSI INCITS 404-2006)

Describes the point-to-point physical interface portions of Fibre Channel high-performance electrical and optical link variants that support the higher level Fiber Channel protocols, including FC-FS, HIPPI, IPI, SCS, I and others. This standard is recommended for new implementations but does not obsolete the existing Fibre Channel standards.

Single copy price: \$30.00

Obtain an electronic copy from: <http://www.incits.org> or <http://webstore.ansi.org>

Order from: Global Engineering Documents, (800) 854-7179, www.global.ihs.com

Send comments (with copy to BSR) to: Barbara Bennett, (202) 626-5743, bbennett@itic.org

BSR INCITS 409.4-2006 (R201x), Information technology - Biometric Performance Testing and Reporting - Part 4: Operational Testing Methodologies (reaffirmation of ANSI INCITS 409.4-2006)

Establishes requirements for operational performance-based biometric testing and reporting.

Single copy price: \$30.00

Obtain an electronic copy from: <http://www.incits.org> or <http://webstore.ansi.org>

Order from: Global Engineering Documents, (800) 854-7179, www.global.ihs.com

Send comments (with copy to BSR) to: Barbara Bennett, (202) 626-5743, bbennett@itic.org

BSR INCITS 412-2006 (R201x), Information technology - SNIA Multipath Management API Specification, Version 1.0.1 (reaffirmation of ANSI INCITS 412-2006)

Provides management interfaces to standard capabilities defined in ANSI INCITS 408-2005 (SPC-3) and common vendor-specific extensions to the standard capabilities. The intended audience is vendors that deliver drivers that provide these capabilities. This standard relates to SCSI multipathing features and excludes multipathing between interconnect devices (such as Fibre Channel switches) and transport specific multipathing (such as iSCSI multiple connections per session).

Single copy price: \$30.00

Obtain an electronic copy from: <http://www.incits.org> or <http://webstore.ansi.org>

Order from: Global Engineering Documents, (800) 854-7179, www.global.ihs.com

Send comments (with copy to BSR) to: Barbara Bennett, (202) 626-5743, bbennett@itic.org

BSR INCITS 414-2006 (R201x), Information technology - Fibre Channel Backbone - Generation 3 (FC-BB-3) (reaffirmation of ANSI INCITS 414-2006)

Defines the functions and mappings necessary to tunnel Fibre Channel links, or bridge Fibre Channel networks, across Wide Area Networks.

Single copy price: \$30.00

Obtain an electronic copy from: <http://www.incits.org> or <http://webstore.ansi.org>

Order from: Global Engineering Documents, (800) 854-7179, www.global.ihs.com

Send comments (with copy to BSR) to: Barbara Bennett, (202) 626-5743, bbennett@itic.org

BSR INCITS 416-2006 (R201x), Information technology - SCSI Fibre Channel Protocol - 3 (FCP-3) (reaffirmation of ANSI INCITS 416-2006)

Defines a third version of the SCSI Fibre Channel Protocol (FCP). This standard is a mapping protocol for applying the SCSI command set to Fibre Channel. This standard defines how the Fibre Channel services and the defined Information Units (IUs) are used to perform the services defined by the SCSI Architecture Model - 3 (SAM-3). This third version includes additions and clarifications to the second version, removes information that is now contained in other standards, and describes additional error recovery capabilities for the Fibre Channel Protocol.

Single copy price: \$30.00

Obtain an electronic copy from: <http://www.incits.org> or <http://webstore.ansi.org>

Order from: Global Engineering Documents, (800) 854-7179, www.global.ihs.com

Send comments (with copy to BSR) to: Barbara Bennett, (202) 626-5743, bbennett@itic.org

BSR INCITS 417-2006 (R201x), Information technology - Serial Attached SCSI-2 (SAS-1.1) (reaffirmation of ANSI INCITS 417-2006)

Specifies the functional requirements for the Serial Attached SCSI (SAS) physical interconnect, which is compatible with the Serial ATA physical interconnect. This standard also specifies three transport protocols, one to transport SCSI commands, another to transport Serial ATA commands to multiple SATA devices, and a third to support interface management. This standard is intended to be used in conjunction with SCSI and ATA command set standards.

Single copy price: \$30.00

Obtain an electronic copy from: <http://www.incits.org> or <http://webstore.ansi.org>

Order from: Global Engineering Documents, (800) 854-7179, www.global.ihs.com

Send comments (with copy to BSR) to: Barbara Bennett, (202) 626-5743, bbennett@itic.org

BSR INCITS 418-2006 (R201x), Information technology - Switch Fabric - Generation 4 (FC-SW-4) (reaffirmation of ANSI INCITS 418-2006)

Describes the requirements for an interconnecting Fabric consisting of multiple Fabric Switch elements to support the ANSI INCITS Fibre Channel - Framing and Signaling (FC-FS) and ANSI/INCITS Fibre Channel - Physical Interface (FC-PI) standards.

Single copy price: \$30.00

Obtain an electronic copy from: <http://www.incits.org> or <http://webstore.ansi.org>

Order from: Global Engineering Documents, (800) 854-7179, www.global.ihs.com

Send comments (with copy to BSR) to: Barbara Bennett, (202) 626-5743, bbennett@itic.org

BSR INCITS 332-1999, AM 2-2006 (R201x), Information technology - Fibre Channel Arbitrated Loop 2nd Generation (FC-AL-2) Amendment 2 (reaffirmation of ANSI INCITS 332-1999, Amendment 2-2006)

- Changes the Transmission Word delay through an L_Port from 6 words to 12 words to accommodate higher Fibre Channel speeds; e.g., 8 and 16Gb/s; and
- Corrects the OPEN state to assure fairness for an L_Port that is using the TRANSFER state while another L_Port is using ARBF.

Single copy price: \$30.00

Obtain an electronic copy from: <http://www.incits.org> or <http://webstore.ansi.org>

Order from: Global Engineering Documents, (800) 854-7179, www.global.ihs.com

Send comments (with copy to BSR) to: Barbara Bennett, (202) 626-5743, bbennett@itic.org

INCITS/ISO 2382-17:1996 (R201x), Information technology - Vocabulary - Part 17: Databases (reaffirmation of INCITS/ISO 2382-17:1996 (R2006))

(NOTE: All standards in the INCITS/ISO 2382 series of standards facilitate international communication in information technology. These standards present, in two languages, terms and definitions of selected concepts relevant to the field of information technology and identify relationships among the entries. In order to facilitate their translation into other languages, the definitions are drafted so as to avoid, as far as possible, any peculiarity attached to a language.)

This standard defines various concepts related to databases.

Single copy price: \$30.00

Obtain an electronic copy from: <http://www.incits.org> or <http://webstore.ansi.org>

Order from: Global Engineering Documents, (800) 854-7179, www.global.ihs.com

Send comments (with copy to BSR) to: Barbara Bennett, (202) 626-5743, bbennett@itic.org

INCITS/ISO 2382-22-1986 (R201x), Information technology - Vocabulary - Part 22: Calculators (reaffirmation of INCITS/ISO 2382-22-1986 (R2006))

Deals with calculators. This part of INCITS/ISO 2382 concerns the main operating processes and types of machines used, their functions, and their technical parts.

Single copy price: \$30.00

Obtain an electronic copy from: <http://www.incits.org> or <http://webstore.ansi.org>

Order from: Global Engineering Documents, (800) 854-7179, www.global.ihs.com

Send comments (with copy to BSR) to: Barbara Bennett, (202) 626-5743, bbennett@itic.org

INCITS/ISO/IEC 2382-13-1996 (R201x), Information technology - Vocabulary - Part 13: Computer Graphics (reaffirmation of INCITS/ISO/IEC 2382-13-1996 (R2006))

Defines concepts related to computer graphics.

Single copy price: \$30.00

Obtain an electronic copy from: <http://www.incits.org> or <http://webstore.ansi.org>

Order from: Global Engineering Documents, (800) 854-7179, www.global.ihs.com

Send comments (with copy to BSR) to: Barbara Bennett, (202) 626-5743, bbennett@itic.org

INCITS/ISO/IEC 2382-20-1990 (R201x), Information technology -- Vocabulary - Part 20: Systems development (reaffirmation of INCITS/ISO/IEC 2382-20-1990 (R2006))

Defines concepts relating to a system life cycle, from the requirements analysis to the implementation, including system design and quality assurance.

Single copy price: \$30.00

Obtain an electronic copy from: <http://www.incits.org> or <http://webstore.ansi.org>

Order from: Global Engineering Documents, (800) 854-7179, www.global.ihs.com

Send comments (with copy to BSR) to: Barbara Bennett, (202) 626-5743, bbennett@itic.org

INCITS/ISO/IEC 2382-23-1994 (R201x), Information technology -- Vocabulary - Part 23: Text Processing (reaffirmation of INCITS/ISO/IEC 2382-23-1994 (R2006))

Defines concepts related to text processing, text editors, text output, and text editing.

Single copy price: \$30.00

Obtain an electronic copy from: <http://www.incits.org> or <http://webstore.ansi.org>

Order from: Global Engineering Documents, (800) 854-7179, www.global.ihs.com

Send comments (with copy to BSR) to: Barbara Bennett, (202) 626-5743, bbennett@itic.org

INCITS/ISO/IEC 2382-24-1995 (R201x), Information technology -- Vocabulary - Part 24: Computer-integrated manufacturing (CIM) (reaffirmation of INCITS/ISO/IEC 2382-24-1995 (R2006))

Defines concepts related to computer-integrated manufacturing.

Single copy price: \$30.00

Obtain an electronic copy from: <http://www.incits.org> or <http://webstore.ansi.org>

Order from: Global Engineering Documents, (800) 854-7179, www.global.ihs.com

Send comments (with copy to BSR) to: Barbara Bennett, (202) 626-5743, bbennett@itic.org

INCITS/ISO/IEC 2382-25-1992 (R201x), Information technology -- Vocabulary - Part 25: Local Area Networks (LAN) (reaffirmation of INCITS/ISO/IEC 2382-25-1992 (R2006))

Defines different types of local area networks; concepts relating to devices, transmissions, and the problems that can appear; and protocols that govern exchanges.

Single copy price: \$30.00

Obtain an electronic copy from: <http://www.incits.org> or <http://webstore.ansi.org>

Order from: Global Engineering Documents, (800) 854-7179, www.global.ihs.com

Send comments (with copy to BSR) to: Barbara Bennett, (202) 626-5743, bbennett@itic.org

INCITS/ISO/IEC 2382-26-1993 (R201x), Information technology -- Vocabulary - Part 26: Open Systems Interconnection Architecture (reaffirmation of INCITS/ISO/IEC 2382-26-1993 (R2006))

Defines concepts related to open system interconnection.

Single copy price: \$30.00

Obtain an electronic copy from: <http://www.incits.org> or <http://webstore.ansi.org>

Order from: Global Engineering Documents, (800) 854-7179, www.global.ihs.com

Send comments (with copy to BSR) to: Barbara Bennett, (202) 626-5743, bbennett@itic.org

INCITS/ISO/IEC 2382-27-1994 (R201x), Information technology - Vocabulary - Part 27: Office Automation (reaffirmation of INCITS/ISO/IEC 2382-27-1994 (R2006))

Defines concepts related to office automation; electronic mail; and text, voice, and image transmission.

Single copy price: \$30.00

Obtain an electronic copy from: <http://www.incits.org> or <http://webstore.ansi.org>

Order from: Global Engineering Documents, (800) 854-7179, www.global.ihs.com

Send comments (with copy to BSR) to: Barbara Bennett, (202) 626-5743, bbennett@itic.org

INCITS/ISO/IEC 2382-28-1995 (R201x), Information technology - Vocabulary - Part 28: Artificial Intelligence - Basic concepts and expert systems (reaffirmation of INCITS/ISO/IEC 2382-28-1995 (R2006))

Defines basic concepts related to artificial intelligence and expert systems.

Single copy price: \$30.00

Obtain an electronic copy from: <http://www.incits.org> or <http://webstore.ansi.org>

Order from: Global Engineering Documents, (800) 854-7179, www.global.ihs.com

Send comments (with copy to BSR) to: Barbara Bennett, (202) 626-5743, bbennett@itic.org

INCITS/ISO/IEC 9293-1994 (R201x), Diskette Labels and File Structure for Information Interchange (reaffirmation of INCITS/ISO/IEC 9293-1994 (R2006))

Specifies the volume and file structure of disk cartridges for the interchange of information between users of information processing systems. This standard also specifies an optional record structure.

Single copy price: \$30.00

Obtain an electronic copy from: <http://www.incits.org> or <http://webstore.ansi.org>

Order from: Global Engineering Documents, (800) 854-7179, www.global.ihs.com

Send comments (with copy to BSR) to: Barbara Bennett, (202) 626-5743, bbennett@itic.org

INCITS/ISO/IEC 10561-1999 (R201x), Information technology - Office Equipment - Printing Devices Method for measuring printer throughput - Class 1 and Class 2 printers (reaffirmation of INCITS/ISO/IEC 10561-1999 (R2006))

Specifies a method for measuring the throughput of class 1 and class 2 printers, as defined in ISO/IEC 11160-1. This International Standard specifies three different test patterns:

- (1) a standard business letter;
- (2) a spreadsheet; or
- (3) a graphic pattern.

Single copy price: \$30.00

Obtain an electronic copy from: <http://www.incits.org> or <http://webstore.ansi.org>

Order from: Global Engineering Documents, (800) 854-7179, www.global.ihs.com

Send comments (with copy to BSR) to: Barbara Bennett, (202) 626-5743, bbennett@itic.org

INCITS/ISO/IEC 11179-5-2005 (R201x), Information technology - Data management and interchange - Metadata Registries (MDR) - Part 5: Naming and identification principles for administered items (reaffirmation of INCITS/ISO/IEC 11179-5-2005)

Provides instruction for naming and identification of the following administered items: data element concept, conceptual domain, data element, and value domain. This standard describes the parts and structure of identification.

Single copy price: \$30.00

Obtain an electronic copy from: <http://www.incits.org> or <http://webstore.ansi.org>

Order from: Global Engineering Documents, (800) 854-7179, www.global.ihs.com

Send comments (with copy to BSR) to: Barbara Bennett, (202) 626-5743, bbennett@itic.org

INCITS/ISO/IEC 11571-1998 (R201x), Information technology - Telecommunications and Information Exchange Between Systems - Private Integrated Services Networks - Addressing (reaffirmation of INCITS/ISO/IEC 11571-1998 (R2006))

Defines the requirements for the handling of network addresses for the identification of entities which use or provide telecommunication services offered by Private Integrated Services Networks (PISNs). This International Standard covers numbering, including the requirements for the support of a Private Numbering Plan, the addressing of network service access points for open systems interconnection (OSI NSAP addressing), and the support of subaddressing.

Single copy price: \$30.00

Obtain an electronic copy from: <http://www.incits.org> or <http://webstore.ansi.org>

Order from: Global Engineering Documents, (800) 854-7179, www.global.ihs.com

Send comments (with copy to BSR) to: Barbara Bennett, (202) 626-5743, bbennett@itic.org

INCITS/ISO/IEC 11581-6-1999 (R201x), Information technology - User system interfaces and symbols - Icon symbols and functions - Part 6: Action Icons (reaffirmation of INCITS/ISO/IEC 11581-6-1999 (R2006))

Applies to icons that are shown on a screen, that users can manipulate and interact with, and that represent data or computer system functions. This part of ISO/IEC 11581 addresses only action icons. Action icons represent actions by association with objects that prompt the user to recall the intended actions.

Single copy price: \$30.00

Obtain an electronic copy from: <http://www.incits.org> or <http://webstore.ansi.org>

Order from: Global Engineering Documents, (800) 854-7179, www.global.ihs.com

Send comments (with copy to BSR) to: Barbara Bennett, (202) 626-5743, bbennett@itic.org

INCITS/ISO/IEC 18809-2000 (R201x), Information technology - 8 mm wide magnetic tape cartridge for information interchange - Helical scan recording - AIT-1 with MIC Format (reaffirmation of INCITS/ISO/IEC 18809-2000 (R2006))

Specifies the physical and magnetic characteristics of an 8-mm-wide magnetic tape cartridge containing a memory chip to enable physical interchange of such cartridges between drives. This standard also specifies the quality of the recorded signals, the recording method and the recorded format - called Advanced Intelligent Tape No. 1 with Memory In Cartridge (AIT-1 with MIC) - thereby allowing data interchange between drives by means of such magnetic tape cartridges.

Single copy price: \$30.00

Obtain an electronic copy from: <http://www.incits.org> or <http://webstore.ansi.org>

Order from: Global Engineering Documents, (800) 854-7179, www.global.ihs.com

Send comments (with copy to BSR) to: Barbara Bennett, (202) 626-5743, bbennett@itic.org

INCITS/ISO/IEC 18810-2001 (R201x), Information technology - 8 mm wide magnetic tape cartridge for information interchange - Helical scan recording - AIT-2 with MIC Format (reaffirmation of INCITS/ISO/IEC 18810-2001 (R2006))

Specifies the physical and magnetic characteristics of an 8-mm-wide magnetic tape cartridge containing a memory chip to enable physical interchange of such cartridges between drives. This standard also specifies the quality of the recorded signals, the recording method and the recorded format - called Advanced Intelligent Tape No. 2 with Memory In Cartridge (AIT-2 with MIC) - thereby allowing data interchange between drives by means of such magnetic tape cartridges. The System Log are recorded in the MIC.

Single copy price: \$30.00

Obtain an electronic copy from: <http://www.incits.org> or <http://webstore.ansi.org>

Order from: Global Engineering Documents, (800) 854-7179, www.global.ihs.com

Send comments (with copy to BSR) to: Barbara Bennett, (202) 626-5743, bbennett@itic.org

INCITS/ISO/IEC 19105-2000 (R201x), Geographic information - Conformance and testing (reaffirmation of INCITS/ISO/IEC 19105-2000 (R2006))

Specifies the framework, concepts and methodology for testing and criteria to be achieved to claim conformance to the family of ISO geographic information standards. This standard provides a framework for specifying abstract test suites (ATS) and for defining the procedures to be followed during conformance testing. Conformance may be claimed for data or software products or services or by specifications including any profile or functional standard.

Single copy price: \$30.00

Obtain an electronic copy from: <http://www.incits.org> or <http://webstore.ansi.org>

Order from: Global Engineering Documents, (800) 854-7179, www.global.ihs.com

Send comments (with copy to BSR) to: Barbara Bennett, (202) 626-5743, bbennett@itic.org

INCITS/ISO/IEC 19118-2005 (R201x), Geographic information - Encoding (reaffirmation of INCITS/ISO/IEC 19118-2005)

Specifies the requirements for defining encoding rules to be used for interchange of geographic data within the ISO 19100 series of International Standards. Specifies

- requirements for creating encoding rules based on UML schemas;
- requirements for creating encoding services; and
- an informative XML based encoding rule for neutral interchange of geographic data.

Single copy price: \$30.00

Obtain an electronic copy from: <http://www.incits.org> or <http://webstore.ansi.org>

Order from: Global Engineering Documents, (800) 854-7179, www.global.ihs.com

Send comments (with copy to BSR) to: Barbara Bennett, (202) 626-5743, bbennett@itic.org

INCITS/ISO/IEC 19123-2005 (R201x), Geographic information - Schema for coverage geometry and functions (reaffirmation of INCITS/ISO/IEC 19123-2005)

Defines a conceptual schema for the spatial characteristics of coverages. Coverages support mapping from a spatial, temporal or spatiotemporal domain to feature attribute values where feature attribute types are common to all geographic positions within the domain.

Single copy price: \$30.00

Obtain an electronic copy from: <http://www.incits.org> or <http://webstore.ansi.org>

Order from: Global Engineering Documents, (800) 854-7179, www.global.ihs.com

Send comments (with copy to BSR) to: Barbara Bennett, (202) 626-5743, bbennett@itic.org

INCITS/ISO/IEC 19133-2005 (R201x), Geographic information - Location Based Services - Tracking and navigation (reaffirmation of INCITS/ISO/IEC 19133-2005)

Describes the data types, and operations associated with those types, for the implementation of tracking and navigation services. This standard is designed to specify web services that can be made available to wireless devices through web-resident proxy applications, but is not restricted to that environment.

Single copy price: \$30.00

Obtain an electronic copy from: <http://www.incits.org> or <http://webstore.ansi.org>

Order from: Global Engineering Documents, (800) 854-7179, www.global.ihs.com

Send comments (with copy to BSR) to: Barbara Bennett, (202) 626-5743, bbennett@itic.org

INCITS/ISO/IEC 19135-2005 (R201x), Geographic information - Procedures for registration of geographical information items (reaffirmation of INCITS/ISO/IEC 19135-2005)

Specifies procedures to be followed in establishing, maintaining and publishing registers of unique, unambiguous and permanent identifiers, and meanings that are assigned to items of geographic information. Specifies elements of information that are necessary to provide identification and meaning to the registered items and to manage the registration of these items.

Single copy price: \$30.00

Obtain an electronic copy from: <http://www.incits.org> or <http://webstore.ansi.org>

Order from: Global Engineering Documents, (800) 854-7179, www.global.ihs.com

Send comments (with copy to BSR) to: Barbara Bennett, (202) 626-5743, bbennett@itic.org

ISO/IEC 14776-452-2005 (R201x), Information technology - Small Computer System Interface (SCSI) - Part 452: SCSI Primary Commands - 2 (SPC-2) (reaffirmation of ISO/IEC 14776-452-2005)

Provides an efficient peer-to-peer I/O bus with the maximum number of hosts and peripherals determined by the bus width (8 or 16). Data may be transferred asynchronously or synchronously at rates that depend primarily on device implementation and cable length. SCSI is an I/O interface that may be operated over a wide range of media and transfer rates.

Single copy price: \$30.00

Obtain an electronic copy from: <http://www.incits.org> or <http://webstore.ansi.org>

Order from: Global Engineering Documents, (800) 854-7179, www.global.ihs.com

Send comments (with copy to BSR) to: Barbara Bennett, (202) 626-5743, bbennett@itic.org

Withdrawals

BSR INCITS 346-2001 (R2006), Protected Area Run Time Interface Extension Services (PARTIES) (withdrawal of ANSI INCITS 346-2001 (R2006))

Provides a BIOS interface for x86 based systems that a user can invoke to launch an alternate operating system when the main operating system fails to run. Important features include:

- (a) Management of the reserved area used to store the alternate operating system;
- (b) Boot MS-DOS 95 or compatible operating systems; and
- (c) Emulate "A:" device using data in a protected reserved area on the media.

Other BIOS interface requirements may also be identified by the developers of this specification.

Single copy price: \$30.00

Obtain an electronic copy from: <http://www.incits.org> or <http://webstore.ansi.org>

Order from: Global Engineering Documents, (800) 854-7179, www.global.ihs.com

Send comments (with copy to BSR) to: Barbara Bennett, (202) 626-5743, bbennett@itic.org

BSR INCITS 421-2006, Information technology - Biometric Profile - Interoperability and Data Interchange - DoD Implementations (withdrawal of ANSI INCITS 421-2006)

Describes an infrastructure that supports a data collection system to capture biometric data from persons of military interest that may present a threat to national security. Persons of military interest include EPW, detained personnel, civilian internees, and other military detainees. Biometric data currently collected from Red force personnel includes fingerprints and facial images.

Single copy price: \$30.00

Obtain an electronic copy from: <http://www.incits.org> or <http://webstore.ansi.org>

Order from: Global Engineering Documents, (800) 854-7179, www.global.ihs.com

Send comments (with copy to BSR) to: Barbara Bennett, (202) 626-5743, bbennett@itic.org

Stabilized Maintenance: See 3.3.3 of the ANSI Essential Requirements

BSR INCITS 124.1-1985 (S201x), FORTRAN Binding of Graphical Kernel System (GKS) (stabilized maintenance of ANSI INCITS 124.1-1985 (R2006))

Specifies a language-independent nucleus of graphics system. For integration into a programming language, GKS is embedded in a language dependent layer obeying the particular conventions of that language. This document specifies such a language-dependent layer for the FORTRAN language

Single copy price: \$30.00

Obtain an electronic copy from: <http://www.incits.org> or <http://webstore.ansi.org>

Order from: Global Engineering Documents, (800) 854-7179, www.global.ihs.com

Send comments (with copy to BSR) to: Barbara Bennett, (202) 626-5743, bbennett@itic.org

BSR INCITS 232-1996 (S201x), SCSI-2 Common Access Method Transport and SCSI Interface Module (stabilized maintenance of ANSI INCITS 232-1996 (R2006))

Defines the CAM (Common Access Method) for SCSI (Small Computer Systems Interface). The purpose of this standard is to define a method whereby multiple environments may adopt a common procedure for the support of SCSI devices.

Single copy price: \$30.00

Obtain an electronic copy from: <http://www.incits.org> or <http://webstore.ansi.org>

Order from: Global Engineering Documents, (800) 854-7179, www.global.ihs.com

Send comments (with copy to BSR) to: Barbara Bennett, (202) 626-5743, bbennett@itic.org

BSR INCITS 269-1996 (S201x), SCSI-3 Fibre Channel Protocol (FCP) (stabilized maintenance of ANSI INCITS 269-1996 (R2006))

Defines the SCSI-3 Fibre Channel Protocol (FCP). The FCP is a mapping protocol (FC-4) for applying the SCSI command set to the Fibre Channel. The FCP defines the Fibre Channel information units in accordance with the SCSI Architecture Model (ANSI X3.270-1996). The FCP additionally defines how the Fibre Channel services are used to perform the services defined by the SCSI Architecture Model.

Single copy price: \$30.00

Obtain an electronic copy from: <http://www.incits.org> or <http://webstore.ansi.org>

Order from: Global Engineering Documents, (800) 854-7179, www.global.ihs.com

Send comments (with copy to BSR) to: Barbara Bennett, (202) 626-5743, bbennett@itic.org

BSR INCITS 293-1996 (S201x), Serial Storage Architecture - Physical Layer 1 (SSA-PH1) (stabilized maintenance of ANSI INCITS 293 -1996 (R2006))

Defines the physical layer of the Serial Storage Architecture (SSA). SSA defines a serial interface hierarchy to be used for purposes within its distance and performance characteristics, including, but not limited to, storage subsystems.

Single copy price: \$30.00

Obtain an electronic copy from: <http://www.incits.org> or <http://webstore.ansi.org>

Order from: Global Engineering Documents, (800) 854-7179, www.global.ihs.com

Send comments (with copy to BSR) to: Barbara Bennett, (202) 626 -5743, bbennett@itic.org

BSR INCITS 294-1996 (S201x), Serial Storage Architecture - SCSI-2 Protocol (SSA-S2P) (stabilized maintenance of ANSI INCITS 294 -1996 (R2006))

Describes an upper-level protocol of Serial Storage Architecture. SSA-S2P is a mapping of the existing SCSI-2 protocol, described in American National Standard for Information Systems - Small Computer Systems Interface-2 (SCSI-2), ANSI X3.131-1994 (R1999), with extensions to map SCSI-2 to the SSA serial link.

Single copy price: \$30.00

Obtain an electronic copy from: <http://www.incits.org> or <http://webstore.ansi.org>

Order from: Global Engineering Documents, (800) 854-7179, www.global.ihs.com

Send comments (with copy to BSR) to: Barbara Bennett, (202) 626 -5743, bbennett@itic.org

BSR INCITS 295-1996 (S201x), Serial Storage Architecture - Transport Layer-1 (SSA-TL1) (stabilized maintenance of ANSI INCITS 295-1996 (R2006))

Defines the transport layer of the Serial Architecture (SSA). SSA defines a serial interface hierarchy to be used for purposes within its distance and performance characteristics, including, but not limited to, storage subsystems.

Single copy price: \$30.00

Obtain an electronic copy from: <http://www.incits.org> or <http://webstore.ansi.org>

Order from: Global Engineering Documents, (800) 854-7179, www.global.ihs.com

Send comments (with copy to BSR) to: Barbara Bennett, (202) 626 -5743, bbennett@itic.org

BSR ISO/IEC 9541-1-1991/AM3-2000 (S201x), Information technology - Font information interchange - Part 1: Architecture - Amendment 3: Multilingual extensions to font resource architecture (stabilized maintenance of ANSI ISO/IEC 9541-1-1991/AM3-2000 (R2006))

Defines a method of naming glyphs and glyph collections, independent of any document encoding technique.

Single copy price: \$30.00

Obtain an electronic copy from: <http://www.incits.org> or <http://webstore.ansi.org>

Order from: Global Engineering Documents, (800) 854-7179, www.global.ihs.com

Send comments (with copy to BSR) to: Barbara Bennett, (202) 626 -5743, bbennett@itic.org

BSR ISO/IEC 9541-2-1991/AM1-2000 (S201x), Information technology - Font information interchange - Part 2: Interchange Format - Amendment 1: Support for font technology advances (stabilized maintenance of ANSI ISO/IEC 9541-2-1991/AM1-2000 (R2006))

Requires the property definitions as defined in Part 1.

Single copy price: \$30.00

Obtain an electronic copy from: <http://www.incits.org> or <http://webstore.ansi.org>

Order from: Global Engineering Documents, (800) 854-7179, www.global.ihs.com

Send comments (with copy to BSR) to: Barbara Bennett, (202) 626 -5743, bbennett@itic.org

INCITS/ISO/IEC 9541-2-1991 (S201x), Information Technology - Font Information Interchange - Part 2: Interchange Format (stabilized maintenance of INCITS/ISO/IEC 9541-2-1991 (R2004))

Requires the property definitions as defined in Part 1.

Single copy price: \$30.00

Obtain an electronic copy from: <http://www.incits.org> or <http://webstore.ansi.org>

Order from: Global Engineering Documents, (800) 854-7179, www.global.ihs.com

Send comments (with copy to BSR) to: Barbara Bennett, (202) 626 -5743, bbennett@itic.org

INCITS/ISO/IEC 9541-1-1991/AM1-2000 (S201x), Information technology - Font information interchange - Part 1: Architecture - Amendment 1: Typeface Design Grouping (stabilized maintenance of INCITS/ISO/IEC 9541-1-1991/AM1-2000 (R2006))

Defines a method of naming glyphs and glyph collections, independent of any document encoding technique.

Single copy price: \$30.00

Obtain an electronic copy from: <http://www.incits.org> or <http://webstore.ansi.org>

Order from: Global Engineering Documents, (800) 854-7179, www.global.ihs.com

Send comments (with copy to BSR) to: Barbara Bennett, (202) 626 -5743, bbennett@itic.org

INCITS/ISO/IEC 9593-1-1990/AM1-1995 (S201x), Information processing systems - Computer graphics - Programmer's Hierarchical Interactive Graphics System (PHIGS) language bindings - Part 1: Fortran - Amendment 1: Fortran Binding of PHIGS (stabilized maintenance of INCITS/ISO/IEC 9593-1-1990/AM1-1995 (R2006))

Specifies a language-independent nucleus of a graphics system. For integration into a programming language, PHIGS is embedded in a language-dependent layer obeying the particular conventions of that language. This standard specifies such a language-dependent layer for the FORTRAN language.

Single copy price: \$30.00

Obtain an electronic copy from: <http://www.incits.org> or <http://webstore.ansi.org>

Order from: Global Engineering Documents, (800) 854-7179, www.global.ihs.com

Send comments (with copy to BSR) to: Barbara Bennett, (202) 626 -5743, bbennett@itic.org

INCITS/ISO/IEC 12087-3-1995 (S201x), Information technology - Computer graphics and image processing - Image Processing and Interchange (IPI) - Functional specification - Part 3: Image Interchange Facility (stabilized maintenance of INCITS/ISO/IEC 12087-3-1995 (R2006))

Facilitates the interchange of digital images. For this purpose, conceptual, architectural, and functional definitions of the Image Interchange Facility (IPI-IIF) are established. ISO/IEC 12087-3 consists of two major parts:

(a) the IIF data format (IIF-DF) definition (by means of a formal syntax, described according to the Abstract Syntax Notation One (ASN.1)); and
(b) the IIF Gateway definition (by means of a manual page description of the functionality of an Application Program Interface (API)).

Single copy price: \$30.00

Obtain an electronic copy from: <http://www.incits.org> or <http://webstore.ansi.org>

Order from: Global Engineering Documents, (800) 854-7179, www.global.ihs.com

Send comments (with copy to BSR) to: Barbara Bennett, (202) 626-5743, bbennett@itic.org

INCITS/ISO/IEC 12087-3-1995/AM1-1996 (S201x), Information Technology - Computer Graphics and Image Processing - Image Processing and Interchange (IPI) - Functional Specification - Part 3: Image Interchange Facility (IIF): Amendment 1: Type Definition, Scoping and Logical Views for Image Interchange Facility (stabilized maintenance of INCITS/ISO/IEC 12087-3-1995 (R2006))

Facilitates the interchange of digital images. For this purpose, conceptual, architectural, and functional definitions of the Image Interchange Facility (IPI-IIF) are established.

Single copy price: \$30.00

Obtain an electronic copy from: <http://www.incits.org> or <http://webstore.ansi.org>

Order from: Global Engineering Documents, (800) 854-7179, www.global.ihs.com

Send comments (with copy to BSR) to: Barbara Bennett, (202) 626-5743, bbennett@itic.org

INCITS/ISO/IEC 12088-4-1995 (S201x), Information technology - Computer graphics and image processing - Image processing and interchange - Application program interface language bindings (stabilized maintenance of INCITS/ISO/IEC 12088-4-1995 (R2006))

Consists of the three parts that define the functional aspects of this part of ISO/IEC 12088. The Common Architecture of Imaging (IPI-CAI) defines the overall architecture. The Programmer's Imaging Kernel System (IPI-PIKS) and the Image Interchange Facility (IPI-IIF) each specify a language-independent image-processing Application Program Interface (API) within the Image Processing and Interchange Standard.

Single copy price: \$30.00

Obtain an electronic copy from: <http://www.incits.org> or <http://webstore.ansi.org>

Order from: Global Engineering Documents, (800) 854-7179, www.global.ihs.com

Send comments (with copy to BSR) to: Barbara Bennett, (202) 626-5743, bbennett@itic.org

INCITS/ISO/IEC 13842-1995 (S201x), Information Technology - 130 mm optical disk cartridges for information interchange - Capacity: 2 Gbytes per cartridge (stabilized maintenance of INCITS/ISO/IEC 13842-1995 (R2006))

Specifies:

(a) the conditions for conformance testing and the Reference Drive;
(b) the environments in which the cartridges are to be operated and stored; and
(c) the mechanical, physical and dimensional characteristics of the cartridge.

Single copy price: \$30.00

Obtain an electronic copy from: <http://www.incits.org> or <http://webstore.ansi.org>

Order from: Global Engineering Documents, (800) 854-7179, www.global.ihs.com

Send comments (with copy to BSR) to: Deborah Spittle, (202) 626-5746, dspittle@itic.org

INCITS/ISO/IEC 15286-1999 (S201x), Information technology - 130 mm Rewritable and Read-only Optical Disk Cartridge, Capacity: 5,2 Gigabytes per Cartridge for Information Interchange (stabilized maintenance of INCITS/ISO/IEC 15286-1999 (R2006))

Specifies the characteristics of a series of related 130-mm optical disk cartridges (ODCs) by using a number of Type designations.

Single copy price: \$30.00

Obtain an electronic copy from: <http://www.incits.org> or <http://webstore.ansi.org>

Order from: Global Engineering Documents, (800) 854-7179, www.global.ihs.com

Send comments (with copy to BSR) to: Deborah Spittle, (202) 626-5746, dspittle@itic.org

PLASA (PLASA North America)

New Standards

BSR E1.6-2-201x, Entertainment Technology - Design, Inspection, and Maintenance of Electric Chain Hoists for the Entertainment Industry (new standard)

This draft American National Standard is a part of the BSR E1.6 powered theatrical rigging systems project. This document, BSR E1.6-2, covers the design, inspection, and maintenance of electric chain hoists used in the entertainment industry as part of a performance or in preparation for a performance.

Single copy price: Free

Obtain an electronic copy from: http://tsp.plasa.org/tsp/documents/public_review_docs.php

Order from: Karl Ruling, (212) 244-1505, karl.ruling@plasa.org

Send comments (with copy to BSR) to: Same

BSR E1.6-3-201x, Selection and Use of Chain Hoists in the Entertainment Industry (new standard)

This draft standard is part of the BSR E1.6 powered theatrical rigging system project. This part, BSR E1.6-3, establishes minimum safety requirements for the selection and use of serially manufactured electric link chain hoists having capacity of 2 tons or less in the entertainment industry. This part does not address the design or maintenance of these hoists. The purpose of the standard is intended to provide for the protection of life, limb, and property.

Single copy price: Free

Obtain an electronic copy from: http://tsp.plasa.org/tsp/documents/public_review_docs.php

Order from: Karl Ruling, (212) 244-1505, karl.ruling@plasa.org

Send comments (with copy to BSR) to: Same

BSR E1.18-1-201x, Standard for the selection, installation, and use of single-conductor portable power feeder cable systems for use at 600 volts nominal or less for the distribution of electrical energy in the entertainment and live-event industries (new standard)

Offers guidance on the selection, installation, and safe use of single-conductor portable power feeder cable systems used in the entertainment and live-event industries. This part, E1.18-1, contains the majority of the recommendations, suitable for most common portable power distribution installations.

Single copy price: Free

Obtain an electronic copy from: http://tsp.plasa.org/tsp/documents/public_review_docs.php

Order from: Karl Ruling, (212) 244-1505, karl.ruling@plasa.org

Send comments (with copy to BSR) to: Same

BSR E1.32-201x, Guide for the Inspection of Entertainment Industry Luminaires (new standard)

Provides guidance in the inspection of stage and studio luminaires used in the entertainment industry to evaluate their safety and any needed maintenance. The information contained in this document is intended to supplement the information contained in manufacturers' maintenance instructions.

Single copy price: Free

Obtain an electronic copy from: http://tsp.plasa.org/tsp/documents/public_review_docs.php

Order from: Karl Ruling, (212) 244-1505, karl.ruling@plasa.org

Send comments (with copy to BSR) to: Same

BSR E1.33-201x, Entertainment Technology - Extensions to E1.31 for Transport of ANSI E1.20 (new standard)

Provides a set of extensions to E1.31 to support ANSI E1.20 functionality, while maintaining E1.31's compatibility with the E1.17 (ACN) control architecture and ANSI E1.11 (DMX512-A). The E1.31 protocol is intended to be suitable for implementation in hardware with very limited resources, which is expected to be used in simpler entertainment lighting control systems.

Single copy price: Free

Obtain an electronic copy from: http://tsp.plasa.org/tsp/documents/public_review_docs.php

Order from: Karl Ruling, (212) 244-1505, karl.ruling@plasa.org

Send comments (with copy to BSR) to: Same

BSR E1.39-201x, Entertainment Technology - Selection and Use of Personal Fall Arrest Systems on Portable Structures Used in the Entertainment Industry (new standard)

Establishes minimum requirements for the selection and use of personal fall arrest systems on portable structures in the entertainment industry. This standard also establishes minimum requirements for manufacturers and owners of these structures being used as work platforms. The purpose of the document is to provide employers and workers methods for protecting workers in the entertainment industry that meet or exceed current standards for industrial fall protection.

Single copy price: Free

Obtain an electronic copy from: http://tsp.plasa.org/tsp/documents/public_review_docs.php

Order from: Karl Ruling, (212) 244-1505, karl.ruling@plasa.org

Send comments (with copy to BSR) to: Same

BSR E1.41-201x, Recommendations for Measuring and Reporting Photometric Performance Data for Entertainment Luminaires Utilizing Solid State Light Sources (new standard)

Offers recommendations for measuring and reporting the output of LED luminaires used in the live entertainment industry.

Single copy price: Free

Obtain an electronic copy from: http://tsp.plasa.org/tsp/documents/public_review_docs.php

Order from: Karl Ruling, (212) 244-1505, karl.ruling@plasa.org

Send comments (with copy to BSR) to: Same

Revisions

BSR E1.1-201x, Entertainment Technology - Construction and Use of Wire Rope Ladders (revision of ANSI E1.1-2006)

Describes the construction and use of wire rope ladders in the entertainment industry in order to promote worker safety. The entertainment industry includes, but is not strictly limited to, musical productions, live concerts, live theater, film production, video production, corporate events, and trade shows. Wire rope ladders are used where ladders with rigid rails are impractical to use or would pose a greater danger.

Single copy price: Free

Obtain an electronic copy from: http://tsp.plasa.org/tsp/documents/public_review_docs.php

Order from: Karl Ruling, (212) 244-1505, karl.ruling@plasa.org

Send comments (with copy to BSR) to: Same

BSR E1.24-201x, Entertainment Technology - Dimensional Requirements for Stage Pin Connectors (revision of ANSI E1.24-2006)

Clarifies the use of this standard as a configuration standard, giving the mating requirements for male and female pin connectors, contact set-backs from the front face, and marking requirements. The electrical reliability and flammability requirements for pin connectors would be covered by other standards, such as UL 498, Attachment Plugs and Receptacles.

Single copy price: Free

Obtain an electronic copy from: http://tsp.plasa.org/tsp/documents/public_review_docs.php

Order from: Karl Ruling, (212) 244-1505, karl.ruling@plasa.org

Send comments (with copy to BSR) to: Same

SCTE (Society of Cable Telecommunications Engineers)

New Standards

BSR/SCTE 178-201x, Test Method for Cable Weld Integrity (new standard)

Provides methods for evaluating and determining defects along the welded seam of coaxial cables whose outer conductor shield is constructed of a welded, aluminum or copper strip. This procedure may be used to inspect finished coaxial cable's outer conductor; either smooth or corrugated.

Single copy price: \$50.00

Obtain an electronic copy from: standards@scte.org

Order from: Global Engineering Documents, (800) 854-7179, www.global.ihs.com

Send comments (with copy to BSR) to: standards@scte.org

TAPPI (Technical Association of the Pulp and Paper Industry)

New Standards

BSR/TAPPI T 1214 sp-201x, Interrelation of reflectance, R0; reflectivity, R; TAPPI opacity, C0.89; scattering, s; and absorption, k (new standard)

Describes interrelationships that will be found particularly useful in predicting the effect upon opacity when a change occurs in either the basis weight or the reflectivity of a sheet of paper. These interrelationships can also be used to evaluate relative contributions of different pulps, fillers, and pigments to optical properties.

Single copy price: Free

Obtain an electronic copy from: standards@tappi.org

Order from: Charles Bohanan, (770) 209-7276, standards@tappi.org

Send comments (with copy to BSR) to: Same

TechAmerica

New Standards

BSR/GEIA STD-0008-201x, Derating of Electronic Components (new standard)

Specifies the minimum derating requirements for using electronic components in moderately severe environments. This Standard is intended to supersede the derating limits contained in DPSO SD-18, Naval Standard TE000, and Air Force ESD-TR-85-148. Standard is not intended for space applications, which have their own pre-existing standards.

Single copy price: \$56.00

Obtain an electronic copy from: <http://www.techamerica.org/standards> and click on the Online Standards store link

Order from: 800-699-9277

Send comments (with copy to BSR) to: standards@techamerica.org

UL (Underwriters Laboratories, Inc.)

Revisions

BSR/UL 98-201x, Standard for Safety for Enclosed and Dead-Front Switches (Proposal dated 09-02-11) (revision of ANSI/UL 98-2011b)

The proposals include:

- (1) Short-circuit testing of switches rated 10 kA or less;
- (2) Equipment door opening 90 Degrees from the closed position;
- (3) Editorial corrections; and
- (4) Additional 600 V dc configuration to Table 25.

Single copy price: Contact comm2000 for pricing and delivery options

Obtain an electronic copy from: <http://www.comm-2000.com>

Order from: comm2000

Send comments (with copy to BSR) to: Vickie Hinton, (919) 549-1851, vickie.t.hinton@us.ul.com

National Fire Protection Association Standards

NFPA (National Fire Protection Association)

Comment Deadline: October 21, 2011

(See [page 17](#) for introduction.)

New Standards

BSR/NFPA 557-201x, Standard for Determination of Fire Load for Use in Structural Fire Protection Design (new standard)

Serves to support performance-based design initiatives by establishing a basis for selecting fire loads for use in calculating the fire resistance of structural building elements. This standard will be one of a suite of standards that will be necessary to support structural fire-protection engineering analysis and design.

Revisions

BSR/NFPA 59A-201x, Standard for the Production, Storage, and Handling of Liquefied Natural Gas (LNG) (revision of ANSI/NFPA 59A-2009)

Covers:

- (1) Facilities that liquefy natural gas;
- (2) Facilities that store, vaporize, transfer, and handle liquefied natural gas (LNG);
- (3) The training of all personnel involved with LNG;
- (4) The design, location, construction, maintenance, and operation of all LNG facilities.

BSR/NFPA 75-201x, Standard for the Protection of Information Technology Equipment (revision of ANSI/NFPA 75-2009)

Covers the requirements for the protection of information technology equipment and information technology equipment areas.

BSR/NFPA 76-201x, Standard for the Fire Protection of Telecommunications Facilities (revision of ANSI/NFPA 76-2009)

Provides requirements for fire protection of telecommunications facilities where telecommunications services such as telephone (landline, wireless) transmission, data transmission, internet transmission, voice-over internet protocol (VoIP) transmission, and video transmission are rendered to the public.

BSR/NFPA 115-201x, Standard for Laser Fire Protection (revision of ANSI/NFPA 115-2008)

Provides minimum fire protection requirements for the design, manufacture, installation, and use of lasers and associated equipment. Criteria for training for and responding to fire emergencies involving lasers is included.

BSR/NFPA 150-201x, Standard on Fire and Life Safety in Animal Housing Facilities (revision of ANSI/NFPA 150-2009)

Provides the minimum requirements for the design, construction, fire protection, and classification of animal housing facilities.

BSR/NFPA 170-201x, Standard for Fire Safety and Emergency Symbols (revision of ANSI/NFPA 170-2009)

Presents symbols used for fire safety, emergency, and associated hazards.

BSR/NFPA 252-201x, Standard Methods of Fire Tests of Door Assemblies (revision of ANSI/NFPA 252-2007)

Prescribes standardized fire and hose stream test procedures that apply to fire door assemblies intended to be used to retard the spread of fire through door openings in fire-resistive walls.

BSR/NFPA 257-201x, Standard on Fire Test for Window and Glass Block Assemblies (revision of ANSI/NFPA 257-2007)

Prescribes standardized fire and hose stream test procedures that apply to the evaluation of fire window assemblies, including windows, glass block, and other light-transmitting assemblies intended to retard the spread of fire through openings in fire-resistance-rated walls. This standard provides a standardized method for comparing the performance of fire window assemblies.

BSR/NFPA 268-201x, Standard Test Method for Determining Ignitibility of Exterior Wall Assemblies Using a Radiant Heat Energy Source (revision of ANSI/NFPA 268-2007)

Describes a method for determining the propensity of ignition of exterior wall assemblies from exposure to 12.5 kW/m² (1.10 Btu/ft²-sec) radiant heat in the presence of a pilot ignition source.

BSR/NFPA 269-201x, Standard Test Method for Developing Toxic Potency Data for Use in Fire Hazard Modeling (revision of ANSI/NFPA 269-2007)

Provides a means for assessing the lethal toxic potency of combustion products produced from a material or product ignited when exposed to a radiant flux.

BSR/NFPA 271-201x, Standard Method of Test for Heat and Visible Smoke Release Rates for Materials and Products Using an Oxygen Consumption Calorimeter (revision of ANSI/NFPA 271-2009)

Measures the response of materials exposed to controlled levels of radiant heating, with or without an external igniter.

BSR/NFPA 275-201x, Standard Method of Fire Tests for the Evaluation of Thermal Barriers Used Over Foam Plastic Insulation (revision of ANSI/NFPA 275-2009)

Applies to building construction materials, products, or assemblies intended to be used to protect foam plastic insulation from direct fire exposure. The performance of the thermal barrier is evaluated by its ability to limit the temperature rise on its unexposed surface and by the ability of the thermal barrier to remain intact in order to provide protection from ignition of the foam plastic insulation during a standard fire exposure.

BSR/NFPA 285-201x, Standard Fire Test Method for Evaluation of Fire Propagation Characteristics of Exterior Non-Load-Bearing Wall Assemblies Containing Combustible Components (revision of ANSI/NFPA 285-2006)

Provides a method of determining the flammability characteristics of exterior, non-load-bearing wall assemblies/panels. The test method described is intended to evaluate the inclusion of combustible components within wall assembled/panels of buildings that are required to be of non-combustible construction. It is intended to simulate the tested wall assemblies' fire performance.

BSR/NFPA 287-201x, Standard Test Methods for Measurement of Flammability of Materials in Cleanrooms Using a Fire Propagation Apparatus (FPA) (revision of ANSI/NFPA 287-2007)

Determines and quantifies the flammability characteristics of materials containing polymers that are used in cleanroom applications.

BSR/NFPA 288-201x, Standard Methods of Fire Tests of Floor Fire Door Assemblies Installed Horizontally in Fire Resistance-Rated Floor Systems (revision of ANSI/NFPA 288-2001 (R2007))

Applies to floor fire-door assemblies of various materials and types of construction that are installed horizontally in openings of fire-resistance-rated floor systems to retard the passage of fire. Tests made in conformity with this test method demonstrate the performance of floor fire door assemblies during the test exposure. However, such tests shall not be construed as determining the suitability of floor fire door assemblies for use after their exposure to fire.

BSR/NFPA 385-201x, Standard for Tank Vehicles for Flammable and Combustible Liquids (revision of ANSI/NFPA 385-2006)

Applies to tank vehicles used for the transportation of asphalt or normally stable flammable and combustible liquids with flash points below 200°F (93°C). This standard shall also provide minimum requirements for the design and construction of cargo tanks and their appurtenances and shall set forth certain matters pertaining to tank vehicles.

BSR/NFPA 497-201x, Recommended Practice for the Classification of Flammable Liquids, Gases, or Vapors and of Hazardous (Classified) Locations for Electrical Installations in Chemical Process Areas (revision of ANSI/NFPA 497-2008)

Applies to those locations where flammable gases or vapors, flammable liquids, or combustible liquids are processed or handled; and where their release into the atmosphere could result in their ignition by electrical systems or equipment. This recommended practice provides information on specific flammable gases and vapors, flammable liquids, and combustible liquids whose relevant combustion properties have been sufficiently identified to allow their classification into the groups established by NFPA 70, National Electrical Code (NEC), for proper selection of electrical equipment in hazardous (classified) locations.

BSR/NFPA 499-201x, Recommended Practice for the Classification of Combustible Dusts and of Hazardous (Classified) Locations for Electrical Installations in Chemical Process Areas (revision of ANSI/NFPA 499-2008)

Applies to those locations where combustible dusts are produced, processed, or handled, and where dust released into the atmosphere or accumulated on surfaces could be ignited by electrical systems or equipment. This recommended practice provides information on specific combustible dusts whose relevant combustion properties have been sufficiently identified to allow their classification into the groups established by NFPA 70, National Electrical Code (NEC), for proper selection of electrical equipment in hazardous (classified) locations.

BSR/NFPA 550-201x, Guide to the Fire Safety Concepts Tree (revision of ANSI/NFPA 550-2002 (R2006))

Describes the structure, application, and limitations of the Fire Safety Concepts Tree.

BSR/NFPA 655-201x, Standard for Prevention of Sulfur Fires and Explosions (revision of ANSI/NFPA 655-2007)

Applies to the crushing, grinding, or pulverizing of sulfur and to the handling of sulfur in any form. This standard shall not apply to the mining of sulfur, recovery of sulfur from process streams, or transportation of sulfur.

BSR/NFPA 1037-201x, Standard for Professional Qualifications for Fire Marshal (revision of ANSI/NFPA 1037-2006)

Identifies the professional level of performance required for fire marshals, specifically identifying the minimum job performance requirements (JPRs) necessary to perform as a fire marshal.

BSR/NFPA 1041-201x, Standard for Fire Service Instructor - Professional Qualifications (revision of ANSI/NFPA 1041-2006)
Identifies minimum job performance requirements (JPRs) for fire service instructors

BSR/NFPA 1051-201x, Standard for Wildland Fire Fighter - Professional Qualifications (revision of ANSI/NFPA 1051-2006)
Identify the minimum job performance requirements (JPRs) for wildland fire duties and responsibilities.

BSR/NFPA 1401-201x, Recommended Practice for Fire Service Training Reports and Records (revision of ANSI/NFPA 1401-2006)
Helps fire service organizations to establish, upgrade, or evaluate their training records and report systems.

BSR/NFPA 1402-201x, Guide to Building Fire Service Training Centers (revision of ANSI/NFPA 1402-2006)
Addresses the design and construction of facilities for fire service training. This standard covers the aspects that should be considered when planning a fire service training center. It should be understood that it is impractical to list every item that might be included in a training center or every type of specialty training facility that might be constructed. Therefore, the main components of a training center necessary to accomplish general fire fighter training effectively, efficiently, and safely are presented in this standard.

BSR/NFPA 1403-201x, Standard on Live Fire Training Evolutions (revision of ANSI/NFPA 1403-2006)
Contains the minimum requirements for training all fire suppression personnel engaged in firefighting operations under live fire conditions. The minimum requirements for training shall comprise a basic system that can be adapted to local conditions to serve as a standard mechanism for live fire training.

BSR/NFPA 1906-201x, Standard for Wildland Fire Apparatus (revision of ANSI/NFPA 1906-2006)
Defines the requirements for new automotive fire apparatus, including apparatus equipped with a slip-on fire-fighting module, designed primarily to support wildland fire suppression operations.

BSR/NFPA 1911-201x, Standard for the Inspection, Maintenance, Testing, and Retirement of In-Service Automotive Fire Apparatus (revision of ANSI/NFPA 1911-2006)
Defines the minimum requirements for establishing an inspection, maintenance, and testing program for in-service fire apparatus.

BSR/NFPA 1951-201x, Standard on Protective Ensembles for Technical Rescue Incidents (revision of ANSI/NFPA 1951-2006)
Specifies the minimum design, performance, testing, and certification requirements for utility technical rescue, rescue and recovery technical rescue, and chemicals, biological agents, and radiological particulate [also known as chemical, biological, radiological, and nuclear (CBRN) technical rescue] protective ensembles for use by emergency services personnel during technical rescue incidents.

BSR/NFPA 1961-201x, Standard on Fire Hose (revision of ANSI/NFPA 1961-2006)
Defines the design and construction requirements for new fire hoses, the testing required to verify the design and construction, and the inspection and testing required of all new fire hoses.

BSR/NFPA 1971-201x, Standard on Protective Ensembles for Structural Fire Fighting and Proximity Fire Fighting (revision of ANSI/NFPA 1971-2000)
Specifies the minimum design, performance, testing, and certification requirements for structural fire-fighting protective ensembles and ensemble elements that include coats, trousers, coveralls, helmets, gloves, footwear, and interface components.

BSR/NFPA 1983-201x, Standard on Life Safety Rope and Equipment for Emergency Services (revision of ANSI/NFPA 1983-2006)
Specifies the minimum design, performance, testing, and certifications requirements for life safety rope, escape rope, water rescue throwlines, life safety harnesses, belts, and auxiliary equipment for emergency services personnel.

BSR/NFPA 1991-201x, Standard on Vapor-Protective Ensembles for Hazardous Materials Emergencies (revision of ANSI/NFPA 1991-2005)
Specifies the minimum design, performance, certification, and documentation requirements; and test methods for vapor-protective ensembles and individual elements for chemical vapor protection; and additional optional criteria for chemical flash fire escape protection and liquefied gas protection. This standard shall also specify additional optional criteria for vapor-protective ensembles and individual elements that will provide protection from chemical and biological warfare agents and chemical and biological terrorism incidents.

BSR/NFPA 1992-201x, Standard on Liquid Splash-Protective Ensembles and Clothing for Hazardous Materials Emergencies (revision of ANSI/NFPA 1992-2005)
Specifies the minimum design, performance, certification, and documentation requirements; test methods for liquid splash-protective ensembles and liquid splash-protective clothing; and additional optional criteria for chemical flash fire protection. This standard shall apply to the design, manufacturing, and certification of new liquid splash-protective ensembles or new liquid splash-protective clothing items.

BSR/NFPA 1994-201x, Standard on Protective Ensembles for First Responders to CBRN Terrorism Incidents (revision of ANSI/NFPA 1994-2001)
Establishes the minimum requirements for the design, performance, testing, documentation, and certification of protective ensembles and ensemble elements for protection from chemicals, biological agents, and radiological particulates (CBRN) terrorism agents. This standard shall establish requirements for protective ensembles and ensemble elements that are worn for a single exposure at incidents involving CBRN terrorism agents. This standard shall establish requirements for new CBRN protective ensembles and ensemble elements.

Withdrawals

BSR/NFPA 560-2006, Standard for the Storage, Handling, and Use of Ethylene Oxide for Sterilization and Fumigation (withdrawal of ANSI/NFPA 560-2006)
Apply to the storage and handling of ethylene oxide in portable containers for its use in sterilization and fumigation. It also shall apply to flammable mixtures of ethylene oxide with other chemicals.

NFPA FIRE PROTECTION STANDARDS DOCUMENTATION

Comment Deadline: October 21, 2011

The National Fire Protection Association announced the availability of its semi-annual NFPA *Report on Comments* (ROC 2011 FRC) for concurrent review and comment by NFPA and ANSI in the Volume 42, Number 36 issue of Standards Action.

The disposition of all comments received will now be published in the semi-annual NFPA *Report on Comments* (ROC 2011 FRC).

Report on Comments for 2011 Fall Revision Cycle will be released on August 26, 2011, and contains the disposition of comments received for those proposed documents listed on [pages 14 through 16](#). As a result of the comments, changes may have been made to some of the Reports, and these changes are included in the *Report on Comments*. Anyone wishing to review the ROC 2011 FRC may do so at <http://www.nfpa.org/ROPROC>, or may secure a copy from:

2011 Fall Revision Cycle *Report on Comments*
National Fire Protection Association
Publication Sales Department
11 Tracy Drive
Avon, MA 02322

These documents are for the NFPA 2011 Fall Revision Cycle. The proposed NFPA documents addressed in the *Report on Proposals (ROP)* and in the follow-up *Report on Comments (ROC)* will only be presented for action at the NFPA June 2012 Association Technical Meeting to be held June 11-14, 2012 in Las Vegas, NV when proper Amending Motions have been submitted to the NFPA by the deadline of **October 21, 2011**. Documents that receive no motions will not be presented at the meeting and instead will be forwarded directly to the Standards Council for action on issuance. For more information on the rules and for up-to-date information on schedules and deadlines for processing NFPA Documents, check the NFPA website (<http://www.nfpa.org>) or contact NFPA's Codes and Standards Administration. Those who sent comments to NFPA (Contact Codes and Standards Administration, NFPA, One Batterymarch Park, Quincy, MA 02269-7471) on the related standards are invited to copy ANSI's Board of Standards Review.

Call for Members (ANS Consensus Bodies)

Directly and materially affected parties who are interested in participating as a member of an ANS consensus body for the standards listed below are requested to contact the sponsoring standards developer directly and in a timely manner.

ITI (INCITS) (InterNational Committee for Information Technology Standards)

Office: 1101 K Street NW, Suite 610
Washington, DC 20005

Contact: *Barbara Bennett*

Phone: (202) 626-5743

Fax: (202) 638-4922

E-mail: bbennett@itic.org

BSR INCITS 183-1991 (R201x), Information technology - High-Performance Parallel Interface (HIPPI) - Mechanical, Electrical, and Signalling Protocol Specification (HIPPI-PH) (reaffirmation of ANSI INCITS 183-1991 (R2006))

BSR INCITS 323-1998/AM1-2001(R201x), Information Technology - High-Performance Parallel Interface - 6400 Mbit/s Physical Layer (HIPPI-6400-PH) Amendment 1 (reaffirmation of ANSI INCITS 323-1998/AM1-2001(R2006))

BSR INCITS 404-2006 (R201x), Information technology - Fibre Channel Physical Interfaces - 2 (FC-PI-2) (reaffirmation of ANSI INCITS 404-2006)

BSR INCITS 412-2006 (R201x), Information technology - SNIA Multipath Management API Specification, Version 1.0.1 (reaffirmation of ANSI INCITS 412-2006)

BSR INCITS 414-2006 (R201x), Information technology - Fibre Channel Backbone - Generation 3 (FC-BB-3) (reaffirmation of ANSI INCITS 414-2006)

BSR INCITS 418-2006 (R201x), Information technology - Switch Fabric - Generation 4 (FC-SW-4) (reaffirmation of ANSI INCITS 418-2006)

BSR INCITS 332-1999, AM 2-2006 (R201x), Information technology - Fibre Channel Arbitrated Loop 2nd Generation (FC-AL-2) Amendment 2 (reaffirmation of ANSI INCITS 332-1999, Amendment 2-2006)

INCITS/ISO/IEC 13842-1995 (S201x), Information Technology - 130 mm optical disk cartridges for information interchange - Capacity: 2 Gbytes per cartridge (stabilized maintenance of INCITS/ISO/IEC 13842-1995 (R2006))

INCITS/ISO/IEC 15286-1999 (S201x), Information technology - 130 mm Rewritable and Read-only Optical Disk Cartridge, Capacity: 5,2 Gigabytes per Cartridge for Information Interchange (stabilized maintenance of INCITS/ISO/IEC 15286-1999 (R2006))

Call for Members (ANS Consensus Bodies)

UL Standards Committees

STP 1018 (Standards Technical Panel for Electric Aquarium Equipment)

STP 1018 seeks to broaden its membership base and is recruiting new participants in the following interest categories:

- Commercial/Industrial User
- Consumer
- General
- Supply Chain
- Testing and Standards

STP 1018 covers the following UL standard: UL 1018 (Electric Aquarium Equipment)

STP 1446 (Standards Technical Panel for Insulating Systems)

STP 1446 seeks to broaden its membership base and is recruiting new participants in the following interest categories:

- AHJ
- General

STP 1446 covers the following UL standards:

- UL 1446, Systems of Insulating Materials - General
- UL 2353, Single- and Multi-Layer Insulated Winding Wire

Derrick L. C. Martin (Ext. 56656)
STP Project Manager
Standards Department
Underwriters Laboratories Inc.
SILICON VALLEY OFFICE
Phone: (408) 754-6656
Fax: (408) 689-6656
E-mail: Derrick.L.Martin@us.ul.com

Final actions on American National Standards

The standards actions listed below have been approved by the ANSI Board of Standards Review (BSR) or by an ANSI-Audited Designator, as applicable.

AAMI (Association for the Advancement of Medical Instrumentation)

New National Adoptions

ANSI/AAMI/ISO 27186-2010, Active implantable medical devices - Four-pole connector system for implantable cardiac rhythm management devices - Dimensional and test requirements (identical national adoption of ISO 27186:2010): 8/24/2011

AGMA (American Gear Manufacturers Association)

Revisions

ANSI/AGMA 2008-2011, Assembling Bevel Gears (revision of ANSI/AGMA 2008-C01 (R2008)): 8/26/2011

ANS (American Nuclear Society)

Reaffirmations

ANSI/ANS 57.8-1995 (R2011), Fuel Assembly Identification (reaffirmation of ANSI/ANS 57.8-1995 (R2005)): 8/26/2011

Revisions

ANSI/ANS 19.3-2011, Steady-State Neutronics Methods for Power Reactor Analysis (revision of ANSI/ANS 19.3-2005): 8/26/2011

ASA (ASC S12) (Acoustical Society of America)

New National Adoptions

ANSI/ASA S12.57-2011/ISO 3747-2010, Acoustics - Determination of Sound Power Levels and Sound Energy Levels of Noise Sources Using Sound Pressure - Engineering/Survey Methods for Use in situ in a reverberant environment (identical national adoption and revision of ANSI ASA S12.57-2002/ISO 3747-2000 (R2007)): 8/26/2011

ASME (American Society of Mechanical Engineers)

New Standards

ANSI/ASME A112.18.9-2011, Protectors/Insulators for Exposed Waste and Supplies on Accessible Fixtures (new standard): 8/25/2011

Reaffirmations

ANSI/ASME B89.1.10M-2001 (R2011), Dial Indicators (for Linear Measurement) (reaffirmation of ANSI/ASME B89.1.10M-2001 (R2006)): 8/26/2011

ANSI/ASME B89.4.10-2000 (R2011), Methods for Performance Evaluation of Coordinate Measuring System Software (reaffirmation of ANSI/ASME B89.4.10-2000 (R2006)): 8/26/2011

Revisions

ANSI/ASME B30.23-2011, Personnel Lifting Systems (revision of ANSI/ASME B30.23-2005): 8/26/2011

AWS (American Welding Society)

Addenda

ANSI/AWS D1.9/D1.9M-2007-ADD1-2011, Structural Welding Code - Titanium (addenda to ANSI/AWS D1.9/D1.9M-2007): 8/26/2011

Revisions

ANSI/AWS A2.4-2011, Standard Symbols for Welding, Brazing, and Nondestructive Examination (revision of ANSI/AWS A2.4-2007): 8/23/2011

ANSI/AWS A5.23/A5.23M-2011, Specification for Low-Alloy Steel Electrodes and Fluxes for Submerged Arc Welding (revision of ANSI/AWS A5.23/A5.23M-2007): 8/23/2011

AWWA (American Water Works Association)

New Standards

ANSI/AWWA G440-2011, Emergency Preparedness Practices (new standard): 8/26/2011

CCPA (ASC B212) (Cemented Carbide Producers Association)

New Standards

ANSI B212.2-2011, Carbide Seats Used with Indexable Inserts for Clamp-Type Holders (new standard): 8/26/2011

ANSI B212.10-2011, Precision Indexable Insert Cartridges (new standard): 8/26/2011

Reaffirmations

ANSI B212.3-2002 (R2011), Cutting Tools - Precision Holders for Indexable Inserts (reaffirmation of ANSI B212.3-2002): 8/26/2011

ANSI B212.8-2002 (R2011), Cutting Tools - Carbide Blanks for Twist Drills, Reamers, End Mills & Random Rod (reaffirmation of ANSI B212.8-2002): 8/26/2011

ANSI B212.14-2002 (R2011), Carbide Seats Used with Indexable Inserts for Clamp-Type Holders (reaffirmation of ANSI B212.14-2002): 8/26/2011

ANSI B212.18-2002 (R2011), Inch boring bars for indexable inserts - Designation and dimensions (reaffirmation of ANSI B212.18-2002): 8/26/2011

Withdrawals

ANSI B212.19-1996, Designation system for Extra Hard Cutting Surfaces, Bonded to Indexable Inserts & Other Carriers (withdrawal of ANSI B212.19-1996 (R2002)): 8/26/2011

CEA (Consumer Electronics Association)

Reaffirmations

ANSI/CEA 426-B-1998 (R2011), Loudspeaker, Optimum Amplifier Power (reaffirmation of ANSI/CEA 426-B-1998 (R2005)): 8/29/2011

HL7 (Health Level Seven)

New Standards

ANSI/HL7 V3 DSS, R1-2011, HL7 Version 3 Standard: Decision Support Service (DSS), Release 1 (new standard): 8/23/2011

IEEE (Institute of Electrical and Electronics Engineers)**New Standards**

ANSI/IEEE 1609.4-2010, Standard for Wireless Access in Vehicular Environments (WAVE) - Multi-Channel Operation (new standard): 8/26/2011

ANSI/IEEE 3007.1-2010, Recommended Practice for Operation and Management of Industrial and Commercial Power Systems (new standard): 8/23/2011

ANSI/IEEE C57.142-2010, Guide to Describe the Occurrence and Mitigation of Switching Transients Induced by Transformer, Switching Device, and System Interaction (new standard): 8/23/2011

Revisions

ANSI/IEEE C57.12.80-2010, Standard Terminology for Power and Distribution Transformers (revision of ANSI/IEEE C57.12.80-2002): 8/26/2011

ISA (ISA)**Revisions**

ANSI/ISA 12.12.01-2011, Nonincendive Electrical Equipment for Use in Class I and II, Division 2 and Class III, Divisions 1 and 2 Hazardous (Classified) Locations (revision of ANSI/ISA 12.12.01-2010): 8/24/2011

ITSDF (Industrial Truck Standards Development Foundation, Inc.)**Reaffirmations**

ANSI/ITSDF B56.6-2011, Safety Standard for Rough Terrain Forklift Trucks (reaffirmation of ANSI/ITSDF B56.6-2005): 8/26/2011

MSS (Manufacturers Standardization Society)**New Standards**

ANSI/MSS SP-55-2011, Quality Standard for Steel Castings for Valves, Flanges, Fittings, and Other Piping Components - Visual Method for Evaluation of Surface Irregularities (new standard): 8/26/2011

NPES (ASC B65) (Association for Suppliers of Printing, Publishing and Converting Technologies)**New National Adoptions**

ANSI B65-2-2011, Graphic technology - Safety requirements for graphic technology equipment and systems - Part 2: Prepress and press equipment and systems (national adoption with modifications and revision of ANSI B65.2-2005): 8/23/2011

ANSI B65-5-2011, Graphic technology - Safety requirements for graphic technology equipment and systems - Part 5: Stand-alone platen presses (national adoption with modifications and revision of ANSI B65.5-2006): 8/24/2011

NSF (NSF International)**Revisions**

ANSI/NSF 49-2011 (i42), Biosafety Cabinetry: Design, Construction, Performance and Field Certification (revision of ANSI/NSF 49-2010): 8/8/2011

* ANSI/NSF 60-2011 (i39), Drinking water treatment chemicals - Health effects (revision of ANSI/NSF 60-2005): 3/4/2011

ANSI/NSF 305-2011 (i3), Personal Care Products Containing Organic Ingredients (revision of ANSI/NSF 305-2009): 7/14/2011

SCTE (Society of Cable Telecommunications Engineers)**Revisions**

ANSI/SCTE 49-2011, Test Method for Velocity of Propagation (revision of ANSI/SCTE 49-2007): 8/26/2011

TIA (Telecommunications Industry Association)**Reaffirmations**

ANSI/TIA 1057-2006 (R2011), Telecommunications - IP Telephony Infrastructure - Link Layer Discovery Protocol for Media Endpoint Devices (reaffirmation of ANSI/TIA 1057-2006): 8/26/2011

Revisions

ANSI/TIA 607-B-2011, Generic Telecommunications Grounding (Earthing) and Bonding for Customer Premises (revision of ANSI/TIA J-STD 607-A-2002): 8/26/2011

UL (Underwriters Laboratories, Inc.)**Revisions**

ANSI/UL 330-2011, Standard for Safety for Hose and Hose Assemblies for Dispensing Flammable Liquids (revision of ANSI/UL 330-2009): 8/25/2011

ANSI/UL 412-2011, Standard for Safety for Refrigeration Unit Coolers (revision of ANSI/UL 412-2009): 8/22/2011

ANSI/UL 778-2011a, Standard for Safety for Motor-Operated Water Pumps (revision of ANSI/UL 778-2011): 8/25/2011

* ANSI/UL 1123-2011b, Standard for Safety for Marine Buoyant Devices (revision of ANSI/UL 1123-2011a): 8/22/2011

* ANSI/UL 1191-2011b, Standard for Safety for Components for Personal Flotation Devices (revision of ANSI/UL 1191-2011a): 8/24/2011

ANSI/UL 1241-2011, Standard for Safety for Junction Boxes for Swimming Pool Luminaires (revision of ANSI/UL 1241-2008): 8/23/2011

ANSI/UL 1310-2011, Standard for Safety for Class 2 Power Units (revision of ANSI/UL 1310-2010a): 8/24/2011

ANSI/UL 1563-2011, Standard for Safety for Electric Spas, Equipment Assemblies and Associated Equipment (revision of ANSI/UL 1563-2010): 8/25/2011

ANSI/UL 1563-2011a, Standard for Safety for Electric Spas, Equipment Assemblies and Associated Equipment (revision of ANSI/UL 1563-2010): 8/25/2011

Project Initiation Notification System (PINS)

ANSI Procedures require notification of ANSI by ANSI-accredited standards developers (ASD) of the initiation and scope of activities expected to result in new or revised American National Standards (ANS). Early notification of activity intended to reaffirm or withdraw an ANS and in some instances a PINS related to a national adoption is optional. The mechanism by which such notification is given is referred to as the PINS process. For additional information, see clause 2.4 of the ANSI Essential Requirements: Due Process Requirements for American National Standards.

Following is a list of proposed actions and new ANS that have been received recently from ASDs. Please also review the section in Standards Action entitled "American National Standards Maintained Under Continuous Maintenance" for additional or comparable information with regard to standards maintained under the continuous maintenance option. To view information about additional standards for which a PINS has been submitted and to search approved ANS, please visit www.NSSN.org, which is a database of standards information. Note that this database is not exhaustive.

Directly and materially affected interests wishing to receive more information or to submit comments are requested to contact the standards developer directly within 30 days of the publication of this announcement.

ASME (American Society of Mechanical Engineers)

Office: 3 Park Avenue, 20th Floor (20N2)
New York, NY 10016

Contact: *Mayra Santiago*

Fax: (212) 591-8501

E-mail: ansibox@asme.org

BSR/ASME A112.21.3-201x, Hydrants (revision of ANSI/ASME A112.21.3M-1985 (R2007))

Stakeholders: Plumbing manufacturers, installers, inspectors.

Project Need: To supply plumbing code authorities and others with full knowledge of the minimum design and quality criteria for hydrants necessary for sound performance, and safe and sanitary installations

Covers definitions, connections, materials, variations, testing and operation, and general requirements for hydrants including non-freeze wall, ground, post, and floor types and moderate climate wall and floor types, which are used in buildings and grounds as water supply terminals, employed principally for lawn and flower-bed watering hoses and normal building maintenance functions.

ASSE (American Society of Sanitary Engineering)

Office: 901 Canterbury Road, Suite A
Westlake, OH 44145-1480

Contact: *Kenneth Van Wagnen*

Fax: (440) 835-3488

E-mail: ken@asse-plumbing.org

* BSR/ASSE 1002-201x, Performance Requirements for Anti-Siphon Fill Valves for Water Closet Tanks (revision of ANSI/ASSE 1002-2009)

Stakeholders: Manufacturers; consumers.

Project Need: For public health and safety.

Provides dimensional and minimum performance requirements for anti-siphon fill valves for water closet tanks, including protection of the potable water supply against back siphonage of water from the water-closet tank.

ATIS (Alliance for Telecommunications Industry Solutions)

Office: 1200 G Street, NW
Suite 500
Washington, DC 20005

Contact: *Kerriane Conn*

Fax: (202) 347-7125

E-mail: kconn@atis.org

BSR ATIS 1000045-201x, Identity Management: Mechanisms and Procedures Standard (new standard)

Stakeholders: Communications Industry.

Project Need: To describe the specific IdM mechanisms and suites of options that should be used to meet the requirements defined in the ATIS IdM Requirements and Use Cases Standard.

Describes the specific IdM mechanisms and suites of options that should be used to meet the requirements defined in the ATIS IdM Requirements and Use Cases Standard.

CLSI (Clinical and Laboratory Standards Institute (formerly NCCLS))

Office: 940 West Valley Road, Suite 1400
Wayne, PA 19087

Contact: *Tracy Dooley*

Fax: (610) 688-0700

E-mail: tdooley@clsi.org

BSR/CLSI H2-A5-201x, Procedures for the Erythrocyte Sedimentation Rate Test; Approved Standard - Fifth Edition (revision and redesignation of ANSI/NCCLS H2-A4-2001)

Stakeholders: Manufacturers, end-user clinical laboratories, accrediting organizations, and regulatory bodies.

Project Need: To provide a description of the principle, materials, and procedure for a standardized erythrocyte sedimentation rate (ESR) method; a selected routine method, as well as a procedure to evaluate routine methods; and an outline of quality control programs for the ESR test.

Addresses the methodology and devices for the measurement of the erythrocyte sedimentation rate (ESR) phenomenon. This standard also provides guidance for validation, verification, quality assurance (QA), and quality control (QC) through standardized approaches to ensure good laboratory science and clinical relevance.

HL7 (Health Level Seven)

Office: 3300 Washtenaw Avenue
Suite 227
Ann Arbor, MI 48104

Contact: Karen Van Hentenryck

Fax: (734) 677-6622

E-mail: Karenvan@HL7.org

BSR/HL7 2.5.1 IG SIFLAB, R1-201x, HL7 Version 2.5.1

Implementation Guide: S&I Framework Lab Results Interface,
Release 1 - US Realm (new standard)

Stakeholders: Healthcare lab vendors.

Project Need: For US Federal Government's Health and Human Services S&I Framework Initiative.

This implementation guide is based on HL7 V2.5.1 and developed by the US Federal Government's Health and Human Services (HHS) S&I Framework Initiative Lab Results Interface to an EHR in an ambulatory setting. This implementation guide is targeted to be referenced in the Meaningful Use Stage 2 standards and certification regulations.

BSR/HL7 V2.7.1-201x, Health Level Seven Standard Version 2.7.1 -
An Application Protocol for Electronic Data Exchange in Healthcare Environments (revision of ANSI/HL7 V2.7-2011)

Stakeholders: Healthcare.

Project Need: To support the US Federal Government's Health and Human Services (HHS) proposed Lab Results Implementation Guide supporting functionality for reporting of lab results.

Includes modifications deemed necessary to support the US Federal Government's Health and Human Services (HHS) proposed Lab Results Implementation Guide supporting functionality for reporting of lab results. The proposed changes are modifications or additions to Chapter 4, OBR segment and Chapter 2, Conformance.

ICC (International Code Council)

Office: 4051 West Flossmoor Road
Country Club Hills, IL 60478-5795

Contact: Edward Wirtschoreck

Fax: (708) 799-0320

E-mail: ewirtschoreck@iccsafe.org

BSR/ICC 500-201x, ICC/NSSA Standard for the Design and Construction of Storm Shelters (revision of ANSI/ICC 500-2008)

Stakeholders: Design professionals; manufacturers and constructors; emergency management personnel.

Project Need: To update the standard to be consistent with current industry standards.

Provides technical design and performance criteria that will facilitate and promote the design, construction, and installation of safe, reliable, and economical storm shelters to protect the public.

BSR/ICC 600-201x, Standard for Residential Construction in High-Wind Regions (revision of ANSI/ICC 600-2008)

Stakeholders: Design professionals; manufacturers and constructors; and building, fire and other government officials.

Project Need: To update the standard to be consistent with current industry practices.

Specifies prescriptive methodologies of wind-resistant design and construction details for buildings and other structures of wood-framed, steel-framed, concrete, or masonry construction sited in high-wind areas. This standard will provide prescriptive details for walls, floors, roofs, foundations, windows, doors, and other applicable components of construction.

NECA (National Electrical Contractors Association)

Office: 3 Bethesda Metro Center
Suite 1100
Bethesda, MD 20814

Contact: Michael Johnston

Fax: (301) 215-4500

E-mail: am2@necanet.org

* BSR/NECA 701-201x, Standard for Energy Management, Demand Response and Energy Solutions (new standard)

Stakeholders: Electrical contractors, specifiers, electrical workers, inspectors, building owners, maintenance engineers.

Project Need: National Electrical Installation Standards (developed by NECA in partnership with other industry organizations) are the first performance standards for electrical construction. They go beyond the basic safety requirements of the National Electrical Code to clearly define what is meant by installing products and systems in a "neat and workmanlike" manner.

Describes methods and procedures used for performing energy conservation surveys; controlling and managing energy consumption; implementing the smart grid and demand response; and developing, implementing, and evaluating energy conservation measures for residential, commercial, and industrial applications.

NFPA (National Fire Protection Association)

Office: One Batterymarch Park
Quincy, MA 02169-7471

Contact: Amy Beasley Cronin

Fax: (617) 770-3500

E-mail: ifuller@nfpa.org

* BSR/NFPA 56PS-201x, Standard for Fire and Explosion Prevention During Cleaning and Purging of Flammable Gas Piping Systems (new standard)

Stakeholders: Manufacturers, users, installers/maintainers, Labor, enforcing authorities, insurance, consumers.

Project Need: For the public interest and need.

Addresses the safe practices associated with an array of gas process activities, including cleaning of gas piping, enriching the concentration within gas piping during commissioning (charging the line), and discharge of gas already in the system during gas purging or maintenance.

SCTE (Society of Cable Telecommunications Engineers)

Office: 140 Phillips Rd.
Exton, PA 19341

Contact: Travis Murdock

Fax: (610) 363-5898

E-mail: tmurdock@scte.org

BSR/SCTE 24-21-201x, BV16 Speech Codec Specification for Voice over IP Applications in Cable Telephony (revision of ANSI/SCTE 24-21-2006)

Stakeholders: Cable Telecommunications Industry.

Project Need: To update the standard to conform to current technology.

Contains the description of the BV16 speech codec1. BV16 compresses 8-kHz sampled narrowband speech to a bit rate of 16 kb/s by employing a speech coding algorithm called Two-Stage Noise Feedback Coding (TSNFC), developed by Broadcom.

BSR/SCTE 24-23-201x, BV32 Speech Codec Specification for Voice over IP Applications in Cable Telephony (revision of ANSI/SCTE 24-23-2007)

Stakeholders: Cable Telecommunications Industry.

Project Need: To update the standard to conform to current technology.

Contains the description of the BV32 speech codec. BV32 compresses 16-kHz sampled wideband speech to a bit rate of 32 kb/s (kilobits per second) by employing a speech coding algorithm called Two-Stage Noise Feedback Coding (TSNFC), developed by Broadcom.

TAPPI (Technical Association of the Pulp and Paper Industry)

Office: 15 Technology Parkway South
Norcross, GA 30092

Contact: Charles Bohanan

Fax: (770) 446-6947

E-mail: standards@tappi.org

BSR/TAPPI T 524 om-201x, Color of paper and paperboard (45/0, C/2) (new standard)

Stakeholders: Manufacturers, consumers or converters, and suppliers of pulp, paper, packaging, or related products.

Project Need: To conduct required five-year review of an existing TAPPI standard in order to revise if needed to address new technology or correct errors.

Specifies a procedure for measuring the color of paper or paperboard with tristimulus filter colorimeters or spectrophotometers incorporating directional (45/0) geometry and CIE (International Commission on Illumination) illuminant C.

BSR/TAPPI T 527 om-201x, Color of paper and paperboard (d/0, C/2) (new standard)

Stakeholders: Manufacturers, consumers or converters, and suppliers of pulp, paper, packaging, or related products.

Project Need: To conduct required five-year review of an existing TAPPI standard in order to revise if needed to address new technology or correct errors.

Specifies a procedure for measuring the color of paper or paperboard with tristimulus filter colorimeters or spectrophotometers incorporating diffuse/0 geometry and CIE (International Commission on Illumination) illuminant C.

BSR/TAPPI T 1219 sp-201x, Storage of paper samples for optical measurements and color matching (new standard)

Stakeholders: Manufacturers, consumers or converters, and suppliers of pulp, paper, packaging, or related products.

Project Need: To conduct required five-year review of an existing TAPPI standard in order to revise if needed to address new technology or correct errors.

Provides procedures for handling and storing samples are generally based on the premise that heat and light are the two primary factors affecting change. This standard practice lists several practices that have been found to be helpful in preserving samples.

UL (Underwriters Laboratories, Inc.)

Office: 455 East Trimble Road
San Jose, CA 95131-1230

Contact: Derrick Martin

Fax: (408) 689-6656

E-mail: Derrick.L.Martin@us.ul.com

BSR/UL 104-201x, Standard for Safety for Elevator Door Locking Devices and Contacts (new standard)

Stakeholders: Manufacturers and installers of elevators;

manufacturers and users of elevator door locks and contacts.

Project Need: To obtain recognition of UL 104 as an American National Standard.

Covers the following elevator appliances intended for installation and operation in accordance with the requirements of the Safety Code for Elevators and Escalators, ASME A17.1:

- (a) Hoistway-door interlocks;
- (b) Hoistway-door combination mechanical lock and electrical contacts; and
- (c) Hoistway-door and car-door or gate electrical contacts.

American National Standards Maintained Under Continuous Maintenance

The ANSI Essential Requirements: Due Process Requirements for American National Standards provide two options for the maintenance of American National Standards (ANS): periodic maintenance (see clause 4.7.1) and continuous maintenance (see clause 4.7.2). Continuous maintenance is defined as follows:

The standard shall be maintained by an accredited standards developer. A documented program for periodic publication of revisions shall be established by the standards developer. Processing of these revisions shall be in accordance with these procedures. The published standard shall include a clear statement of the intent to consider requests for change and information on the submittal of such requests. Procedures shall be established for timely, documented consensus action on each request for change and no portion of the standard shall be excluded from the revision process. In the event that no revisions are issued for a period of four years, action to reaffirm or withdraw the standard shall be taken in accordance with the procedures contained in the ANSI Essential Requirements.

The Executive Standards Council (ExSC) has determined that for standards maintained under the Continuous Maintenance option, separate PINS announcements are not required. The following ANSI Accredited Standards Developers have formally registered standards under the Continuous Maintenance option.

- AAMI (Association for the Advancement of Medical Instrumentation)
- AAMVA (American Association of Motor Vehicle Administrators)
- AGA (American Gas Association)
- AGRSS, Inc. (Automotive Glass Replacement Safety Standards Committee, Inc.)
- ASC X9 (Accredited Standards Committee X9, Incorporated)
- ASHRAE (American Society of Heating, Refrigerating and Air-Conditioning Engineers, Inc.)
- ASME (American Society of Mechanical Engineers)
- ASTM (ASTM International)
- GEIA (Greenguard Environmental Institute)
- HL7 (Health Level Seven)
- MHI (ASC MH10) (Material Handling Industry)
- NAHBRC (NAHB Research Center, Inc.)
- NBBPVI (National Board of Boiler and Pressure Vessel Inspectors)
- NCPDP (National Council for Prescription Drug Programs)
- NISO (National Information Standards Organization)
- NSF (NSF International)
- TIA (Telecommunications Industry Association)
- UL (Underwriters Laboratories, Inc.)

To obtain additional information with regard to these standards, such as contact information at the ANSI accredited standards developer, please visit ANSI Online at www.ansi.org, select Internet Resources, click on "Standards Information," and see "American National Standards Maintained Under Continuous Maintenance". This information is also available directly at www.ansi.org/publicreview.

Alternatively, you may contact the Procedures & Standards Administration Department (PSA) at psa@ansi.org or via fax at 212-840-2298. If you request that information be provided via E-mail, please include your E-mail address; if you request that information be provided via fax, please include your fax number. Thank you.

ANSI Developers Contact Information

The addresses listed in this section are to be used in conjunction with standards listed in PINS, Call for Comment and Final Actions. This section is a list of developers who have submitted standards for this issue of *Standards Action* – it is not intended to be a list of all ANSI-Accredited Standards Developers. Please send all address corrections to Standards Action Editor at standact@ansi.org.

AAMI

Association for the Advancement of
Medical Instrumentation
4301 N Fairfax Drive
Suite 301
Arlington, VA 22203-1633
Phone: (703) 253-8274
Fax: (703) 276-0793
Web: www.aami.org

AGMA

American Gear Manufacturers
Association
1001 N Fairfax Street, 5th Floor
Alexandria, VA 22314
Phone: (703) 684-0211
Fax: (703) 684-0242
Web: www.agma.org

AHRI

Air-Conditioning, Heating, and
Refrigeration Institute
2111 Wilson Boulevard
Suite 500
Arlington, VA 22201
Phone: (703) 600-0327
Fax: (703) 562-1942
Web: www.ahrinet.org

AISC

American Institute of Steel
Construction
One East Wacker Drive, Suite 700
Chicago, IL 60601
Phone: (312) 670-5410
Fax: (312) 986-9022
Web: www.aisc.org

ANS

American Nuclear Society
555 North Kensington Avenue
La Grange Park, IL 60525
Phone: (708) 579-8269
Fax: (708) 352-6464
Web: www.ans.org

ASA (ASC S12)

Acoustical Society of America
35 Pinelawn Road
Suite 114E
Melville, NY 11747
Phone: (631) 390-0215
Fax: (631) 390-0217
Web: acousticalsociety.org

ASC X9

Accredited Standards Committee X9,
Incorporated
1212 West Street, Suite 200
Annapolis, MD 21401
Phone: (410) 267-7707
Fax: (410) 267-0961
Web: www.x9.org

ASHRAE

American Society of Heating,
Refrigerating and Air-Conditioning
Engineers, Inc.
1791 Tullie Circle, NE
Atlanta, GA 30329
Phone: (404) 636-8400
Fax: (404) 321-5478
Web: www.ashrae.org

ASME

American Society of Mechanical
Engineers
3 Park Avenue, 20th Floor (20N2)
New York, NY 10016
Phone: (212) 591-8521
Fax: (212) 591-8501
Web: www.asme.org

ASSE (Organization)

American Society of Sanitary
Engineering
901 Canterbury Road, Suite A
Westlake, OH 44145-1480
Phone: (440) 835-3040
Fax: (440) 835-3488
Web: www.asse-plumbing.org

ATIS

Alliance for Telecommunications
Industry Solutions
1200 G Street, NW
Suite 500
Washington, DC 20005
Phone: (202) 434-8841
Fax: (202) 347-7125
Web: www.atis.org

AWS

American Welding Society
550 N.W. LeJeune Road
Miami, FL 33126
Phone: (305) 443-9353
Fax: (305) 443-5951
Web: www.aws.org

AWWA

American Water Works Association
6666 W. Quincy Ave.
Denver, CO 80235
Phone: (303) 347-6178
Fax: (303) 795-6303
Web: www.awwa.org

CCPA (ASC B212)

Cemented Carbide Producers
Association
30200 Detroit Road
Cleveland, Ohio 44135
Phone: (440) 899-0010
Fax: (440) 892-1404
Web: www.wherryassoc.com/ccpa.org

CEA

Consumer Electronics Association
1919 South Eads Street
Arlington, VA 22202
Phone: (703) 907-4327
Fax: (703) 907-4195
Web: www.ce.org

CLSI

Clinical and Laboratory Standards
Institute (formerly NCCLS)
940 West Valley Road, Suite 1400
Wayne, PA 19087
Phone: (610) 688-0100
Fax: (610) 688-0700
Web: www.clsi.org

CSA

CSA America, Inc.
8501 E. Pleasant Valley Rd.
Cleveland, OH 44131
Phone: (216) 524-4990
Fax: (216) 520-8979
Web: www.csa-america.org

HL7

Health Level Seven
3300 Washtenaw Avenue
Suite 227
Ann Arbor, MI 48104
Phone: (734) 677-7777 Ext 104
Fax: (734) 677-6622
Web: www.hl7.org

ICC

International Code Council
4051 West Flossmoor Road
Country Club Hills, IL 60478-5795
Phone: (708) 799-2300
Fax: (708) 799-0320
Web: www.iccsafe.org

IEEE

Institute of Electrical and Electronics
Engineers (IEEE)
445 Hoes Lane
Piscataway, NJ 08854
Phone: (732) 562-3854
Fax: (732) 796-6966
Web: www.ieee.org

IIAR

International Institute of Ammonia
Refrigeration
1001 N. Fairfax
Suite 250
Arlington, VA 22314
Phone: (703) 312-4200
Fax: (703) 312-0065
Web: www.iiar.org

ISA (Organization)

ISA-The Instrumentation, Systems,
and Automation Society
67 Alexander Drive
Research Triangle Park, NC 27709
Phone: (919) 990-9228
Fax: (919) 549-8288
Web: www.isa.org

ITI (INCITS)

InterNational Committee for
Information Technology Standards
1101 K Street NW, Suite 610
Washington, DC 20005
Phone: (202) 626-5743
Fax: (202) 638-4922
Web: www.incits.org

ITSDF

Industrial Truck Standards
Development Foundation, Inc.
1750 K Street NW
Suite 460
Washington, DC 20006
Phone: (202) 296-9880
Fax: (202) 478-7599
Web: www.indtrk.org/default.asp

MSS

Manufacturers Standardization
Society
127 Park Street, NE
Vienna, VA 22180-4602
Phone: (703) 281-6613
Fax: (703) 281-6671
Web: www.mss-hq.org

NECA

National Electrical Contractors
Association
3 Bethesda Metro Center
Suite 1100
Bethesda, MD 20814
Phone: (301) 215-4521
Fax: (301) 215-4500
Web: www.necanet.org

NFPA

National Fire Protection Association
One Batterymarch Park
Quincy, MA 02169-7471
Phone: (617) 770-3000
Fax: (617) 770-3500
Web: www.nfpa.org

NPES (ASC CGATS)

NPES
1899 Preston White Drive
Reston, VA 20191
Phone: (703) 264-7200
Fax: (703) 620-0994
Web: www.npes.org

NSF

NSF International
P.O. Box 130140
789 N. Dixboro Road
Ann Arbor, MI 48105
Phone: (734) 827-6806
Fax: (734) 827-6831
Web: www.nsf.org

PLASA

PLASA North America
630 Ninth Avenue, Suite 609
New York, NY 10036
Phone: (212) 244-1505
Fax: (212) 244-1502
Web: www.plasa.org

SCTE

Society of Cable Telecommunications
Engineers
140 Philips Rd.
Exton, PA 19341
Phone: (610) 594-7308
Fax: (610) 363-5898
Web: www.scte.org

TAPPI

Technical Association of the Pulp and
Paper Industry
15 Technology Parkway South
Norcross, GA 30092
Phone: (770) 209-7276
Fax: (770) 446-6947
Web: www.tappi.org

TechAmerica

TechAmerica
1401 Wilson Boulevard
Suite 1100
Arlington, VA 20004
Phone: (703) 284-5355
Fax: (703) 525-2279
Web: www.techamerica.org

TIA

Telecommunications Industry
Association
2500 Wilson Blvd.
Suite 300
Arlington, VA 22201
Phone: (703) 907-7706
Fax: (703) 907-7727
Web: www.tiaonline.org

UL

Underwriters Laboratories, Inc.
333 Pfingsten Road
Northbrook, IL 60062-2096
Phone: (847) 664-3038
Fax: (847) 313-3038
Web: www.ul.com/



ISO Draft International Standards

This section lists proposed standards that the International Organization for Standardization (ISO) is considering for approval. The proposals have received substantial support within the technical committees or subcommittees that developed them and are now being circulated to ISO members for comment and vote. Standards Action readers interested in reviewing and commenting on these documents should order copies from ANSI.

Comments

Comments regarding ISO documents should be sent to Karen Hughes, at ANSI's New York offices (isot@ansi.org). The final date for offering comments is listed after each draft.

Ordering Instructions

ISO Drafts can be made available by contacting ANSI's Customer Service department. Please e-mail your request for an ISO Draft to Customer Service at sales@ansi.org. When making your request, please provide the date of the Standards Action issue in which the draft document you are requesting appears.

ISO/IEC JTC 1, Information Technology

ISO/IEC 15444-2/DAmD4, Information technology - JPEG 2000 image coding system: Extensions - Draft Amendment 4: Block coder extension - 12/1/2011, FREE

ISO/IEC DIS 29174-2, Information technology - Ull scheme and encoding format for Mobile AIDC services - Part 2: Registration procedures - 11/30/2011, \$33.00



Newly Published ISO Standards

Listed here are new and revised standards recently approved and promulgated by ISO - the International Organization for Standardization. Most are available at the ANSI Electronic Standards Store (ESS) at www.ansi.org. All paper copies are available from Standards resellers (<http://webstore.ansi.org/faq.aspx#resellers>).

ISO/IEC JTC 1, Information Technology

ISO/IEC 18052:2011, Information technology - Telecommunications and information exchange between systems - Protocol for Computer Supported Telecommunications Applications (CSTA) Phase III, \$335.00

ISO/IEC 24753:2011, Information technology - Radio frequency identification (RFID) for item management - Application protocol: encoding and processing rules for sensors and batteries, \$180.00

ISO/IEC 14143-2:2011, Information technology - Software measurement - Functional size measurement - Part 2: Conformity evaluation of software size measurement methods to ISO/IEC 14143-1, \$116.00

ISO Technical Reports

OPTICS AND OPTICAL INSTRUMENTS (TC 172)

ISO/TR 21254-4:2011, Lasers and laser-related equipment - Test methods for laser-induced damage threshold - Part 4: Inspection, detection and measurement, \$98.00

ISO/IEC JTC 1 Technical Reports

ISO/IEC TR 24748-2:2011, Systems and software engineering - Life cycle management - Part 2: Guide to the application of ISO/IEC 15288 (System life cycle processes), \$180.00

ISO/IEC TR 24748-3:2011, Systems and software engineering - Life cycle management - Part 3: Guide to the application of ISO/IEC 12207 (Software life cycle processes), \$206.00

ISO/IEC TR 29110-1:2011, Software engineering - Lifecycle profiles for Very Small Entities (VSEs) - Part 1: Overview, \$80.00

ISO/IEC TR 29110-3:2011, Software engineering - Lifecycle profiles for Very Small Entities (VSEs) - Part 3: Assessment guide, \$49.00

AGRICULTURAL FOOD PRODUCTS (TC 34)

ISO 3632-1:2011, Spices - Saffron (*Crocus sativus* L.) - Part 1: Specification, \$57.00

CLEANING EQUIPMENT FOR AIR AND OTHER GASES (TC 142)

ISO 29464:2011, Cleaning equipment for air and other gases - Terminology, \$110.00

FASTENERS (TC 2)

ISO 1580:2011, Slotted pan head screws - Product grade A, \$49.00

ISO 2009:2011, Slotted countersunk flat head screws - Product grade A, \$49.00

ISO 2010:2011, Slotted raised countersunk head screws - Product grade A, \$49.00

ISO 7045:2011, Pan head screws with type H or type Z cross recess - Product grade A, \$49.00

ISO 7047:2011, Raised countersunk head screws (common head style) with type H or type Z cross recess - Product grade A, \$49.00

ISO 7046-1:2011, Countersunk flat head screws (common head style) with type H or type Z cross recess - Product grade A - Part 1: Steel screws of property class 4.8, \$49.00

ISO 7046-2:2011, Countersunk flat head screws (common head style) with type H or type Z cross recess - Product grade A - Part 2: Steel screws of property class 8.8, stainless steel screws and non-ferrous metal screws, \$49.00

FIRE SAFETY (TC 92)

ISO 19706:2011, Guidelines for assessing the fire threat to people, \$73.00

FLOOR COVERINGS (TC 219)

ISO 10581:2011, Resilient floor coverings - Homogeneous poly(vinyl chloride) floor covering - Specification, \$57.00

GRAPHIC TECHNOLOGY (TC 130)

ISO 15930-8/Cor1:2011, Graphic technology - Prepress digital data exchange using PDF - Part 8: Partial exchange of printing data using PDF 1.6 (PDF/X-5) - Corrigendum 1, FREE

INFORMATION AND DOCUMENTATION (TC 46)

ISO 15511:2011, Information and documentation - International standard identifier for libraries and related organizations (ISIL), \$57.00

NICKEL AND NICKEL ALLOYS (TC 155)

ISO 22033:2011, Nickel alloys - Determination of niobium - Inductively coupled plasma/atomic emission spectrometric method, \$73.00

OTHER

ISO 14271:2011, Resistance welding - Vickers hardness testing (low-force and microhardness) of resistance spot, projection, and seam welds, \$57.00

RUBBER AND RUBBER PRODUCTS (TC 45)

ISO 5600:2011, Rubber - Determination of adhesion to rigid materials using conical shaped parts, \$57.00

SHIPS AND MARINE TECHNOLOGY (TC 8)

ISO 14409:2011, Ships and marine technology - Ship launching air bags, \$73.00

SMALL TOOLS (TC 29)

ISO 6261:2011, Tool holders with cylindrical shank (boring bars) for indexable inserts - Designation, \$73.00

TERMINOLOGY (PRINCIPLES AND COORDINATION) (TC 37)

ISO 24614-2:2011, Language resource management - Word segmentation of written texts - Part 2: Word segmentation for Chinese, Japanese and Korean, \$141.00

TRACTORS AND MACHINERY FOR AGRICULTURE AND FORESTRY (TC 23)

ISO 24631-6:2011, Radiofrequency identification of animals - Part 6: Representation of animal identification information (visual display/data transfer), \$49.00

TYRES, RIMS AND VALVES (TC 31)

ISO 4223-1/Amd1:2011, Definitions of some terms used in the tyre industry - Part 1: Pneumatic tyres - Amendment 1, \$16.00

WELDING AND ALLIED PROCESSES (TC 44)

ISO 10863:2011, Non-destructive testing of welds - Ultrasonic testing - Use of time-of-flight diffraction technique (TOFD), \$122.00

Registration of Organization Names in the United States

The Procedures for Registration of Organization Names in the United States of America (document ISSB 989) require that alphanumeric organization names be subject to a 90-day Public Review period prior to registration. For further information, please contact the Registration Coordinator at (212) 642-4946.

The following is a list of alphanumeric organization names that have been submitted to ANSI for registration. Alphanumeric names appearing for the first time are printed in bold type. Names with confidential contact information, as requested by the organization, list only public review dates.

PUBLIC REVIEW

FMI Medical Systems, Inc.

Public Review: July 22 to October 14, 2011

NOTE: Challenged alphanumeric names are underlined. The Procedures for Registration provide for a challenge process, which follows in brief. For complete details, see Section 6.4 of the Procedures.

A challenge is initiated when a letter from an interested entity is received by the Registration Coordinator. The letter shall identify the alphanumeric organization name being challenged and state the rationale supporting the challenge. A challenge fee shall accompany the letter. After receipt of the challenge, the alphanumeric organization name shall be marked as challenged in the Public Review list. The Registration Coordinator shall take no further action to register the challenged name until the challenge is resolved among the disputing parties.

Proposed Foreign Government Regulations

Call for Comment

U.S. manufacturers, exporters, regulatory agencies and standards developing organizations may be interested in proposed foreign technical regulations issued by Member countries of the World Trade Organization (WTO). In accordance with the WTO Agreement on Technical Barriers to Trade (TBT Agreement), Members are required to report proposed technical regulations that may significantly affect trade to the WTO Secretariat in Geneva, Switzerland. In turn, the Secretariat disseminates the information to all WTO Members. The purpose of this requirement is to provide global trading partners with an opportunity to review and comment on the regulations before they become final.

The National Center for Standards and Certification Information (NCSCI) at the National Institute of Standards and Technology

(NIST), distributes these proposed foreign technical regulations to U.S. stakeholders via an online service, Notify U.S. Notify U.S. is an e-mail and Web service that allows interested U.S. parties to register, obtain notifications, and read full texts of regulations from countries and for industry sectors of interest to them. To register for Notify U.S., please go to Internet URL: <http://www.nist.gov/notifyus/> and click on "Subscribe".

NCSCI is the WTO TBT Inquiry Point for the U.S. and receives all notifications and full texts of regulations to disseminate to U.S. Industry. For further information, please contact: NCSCI, NIST, 100 Bureau Drive, Gaithersburg, MD 20899-2160; Telephone: (301) 975-4040; Fax: (301) 926-1559; E-mail: ncsci@nist.gov or notifyus@nist.gov.

Information Concerning

American National Standards

INCITS Executive Board

ANSI Accredited SDO and US TAG to ISO/IEC JTC 1, Information Technology

The InterNational Committee for Information Technology Standards (INCITS), an ANSI accredited SDO, is the forum for information technology developers, producers and users to create and maintain formal de jure IT standards. INCITS' mission is to promote the effective use of Information and Communication Technology through standardization in a way that balances the interests of all stakeholders and increases the global competitiveness of the member organizations.

The INCITS Executive Board serves as the consensus body with its oversight of programs of its 30+ Technical Committees. Additionally, the INCITS Executive Board exercises international leadership in its role as the US Technical Advisory Group (TAG) to ISO/IEC JTC 1, Information Technology.

The INCITS Executive Board seeks to broaden its membership base and is recruiting new participants in all membership categories:

- special interest (user, academic, consortia)
- non-business (government and major/minor SDOs)
- business (large/small businesses and consultants)

Membership in the INCITS Executive Board is open to all directly and materially affected parties in accordance with INCITS membership rules. To find out more about participating on the INCITS Executive Board, please contact Jennifer Garner at 202-626-5737 or jgarner@itic.org.

Call for Members

Society of Cable Telecommunications

ANSI Accredited Standards Developer

SCTE, an ANSI-accredited SDO, is the primary organization for the creation and maintenance of standards for the cable telecommunications industry. SCTE's standards mission is to develop standards that meet the needs of cable system operators, content providers, network and customer premises equipment manufacturers, and all others who have an interest in the industry through a fair, balanced and transparent process.

SCTE is currently seeking to broaden the membership base of its ANS consensus bodies and is interested in new members in all membership categories to participate in new work in fiber-optic networks, advanced advertising, 3D television, and other important topics. Of particular interest is membership from the content (program and advertising) provider and user communities.

Membership in the SCTE Standards Program is open to all directly and materially affected parties as defined in SCTE's membership rules and operating procedures. More information is available at www.scte.org or by email from standards@scte.org.

Call-for-Comment Correction

Incorrect Designation

BSR/ASA S12.51-201x/ISO 3741-2010

In the August 19, 2011 Call for Comment listings, there was a longstanding typographical error in the designation for an Acoustical Society of America standard. The information provided below rectifies both the designation and title for the originally approved standard being revised as well as the current project under public review:

BSR/ASA S12.51-201x/ISO 3741-2010, Acoustics - Determination of sound power levels and sound energy levels of noise sources using sound pressure - Precision methods for reverberation test rooms (identical national adoption and revision of ANSI/ASA S12.51-2002/ISO 3741:1999 (R2007))

ANSI-ASQ National Accreditation Board

Sustainable Forestry Initiative

Notice of Accreditation

Certification Body

Timber Products Inspection, Inc.

The ANSI-ASQ National Accreditation Board is pleased to announce that the following certification body has earned ANAB accreditation for the Sustainable Forestry Initiative (SFI):

Timber Products Inspection, Inc.

1641 Sigman Road
Conyers, GA 30012

Web: www.tpinspection.com

Patrick Edwards

Phone: 770-922-8000, ext. 153

E-mail: pedwards@tpinspection.com

ISO 22000 Food Safety Management Systems

Application for Accreditation

Certification Body

The Standards Institution of Israel

Comment Deadline: October 2, 2011

The Standards Institution of Israel, Tel Aviv, Israel, has applied for accreditation under the ANSI-ASQ National Accreditation Board for Certification Bodies of ISO 22000 Food Safety Management Systems.

Comments on the applications of the above certification body are solicited from interested parties. Please send your comments by October 2, 2011, to Lane Hallenbeck, Vice-President, Accreditation Services, American National Standards Institute, 1899 L Street NW, 11th Floor, Washington, DC 20036, FAX: (202) 293-9287, or e-mail lhallenb@ansi.org.

**BS OHSAS 18001 Occupational Health and Safety
Management Systems**

Application for Accreditation


Certification Body

The Standards Institution of Israel

Comment Deadline: October 2, 2011

The Standards Institution of Israel, Tel Aviv, Israel, has applied for accreditation under the ANSI-ASQ National Accreditation Board for Certification Bodies of BS OHSAS 18001 Occupational Health and Safety Management Systems.

Comments on the applications of the above certification body are solicited from interested parties. Please send your comments by October 2, 2011, to Lane Hallenbeck, Vice-President, Accreditation Services, American National Standards Institute, 1899 L Street NW, 11th Floor, Washington, DC 20036, FAX: (202) 293-9287, or e-mail lhallenb@ansi.org.



BSR/ASHRAE Addendum a
to ANSI/ASHRAE Standard 105-2007

Public Review Draft

ASHRAE® Standard

Proposed Addendum a to Standard 105-2007, Standard Methods of Measuring, Expressing and Comparing Building Energy Performance

First Public Review (**August 2011**)
(Draft Shows Proposed Changes to
Current Standard)

This draft has been recommended for public review by the responsible project committee. To submit a comment on this proposed addendum, go to the ASHRAE website at <http://www.ashrae.org/technology/page/331> and access the online comment database. The draft is subject to modification until it is approved for publication by the Board of Directors and ANSI. Until this time, the current edition of the standard (as modified by any published addenda on the ASHRAE web site) remains in effect. The current edition of any standard may be purchased from the ASHRAE Bookstore @ <http://www.ashrae.org> or by calling 404-636-8400 or 1-800-727-4723 (for orders in the U.S. or Canada).

The appearance of any technical data or editorial material in this public review document does not constitute endorsement, warranty, or guaranty by ASHRAE of any product, service, process, procedure, or design, and ASHRAE expressly disclaims such.

© **August 19, 2011**. This draft is covered under ASHRAE copyright. Permission to reproduce or redistribute all or any part of this document must be obtained from the ASHRAE Manager of Standards, 1791 Tullie Circle, NE, Atlanta, GA 30329. Phone: 404-636-8400, Ext. 1125. Fax: 404-321-5478. E-mail: standards.section@ashrae.org.

AMERICAN SOCIETY OF HEATING, REFRIGERATING
AND AIR-CONDITIONING ENGINEERS, INC.
1791 Tullie Circle, NE Atlanta GA 30329-2305

BSR/ASHRAE Addendum a to ANSI/ASHRAE Standard 105-2007, Standard Methods of Measuring, Expressing and Comparing Building Energy Performance
First Public Review Draft

(This foreword is not part of this standard. It is merely informative and does not contain requirements necessary for conformance to the standard. It has not been processed according to the ANSI requirements for a standard and may contain material that has not been subject to public review or a consensus process. Unresolved objectors on informative material are not offered the right to appeal at ASHRAE or ANSI.)

Foreword

This proposed addendum to ASHRAE Standard 105-2007 revises the definition of “Gross Floor Area” of a building. The definition chosen reflects a general agreement among a number of interested ASHRAE parties and the Standard Project Committee 105 for what will be referenced within a number of ASHRAE standards. This definition is for use in energy analysis work and does not necessarily reflect the exact definition used by other organizations.

During development there was significant discussion concerning if and how to include parking garages. Although there are a number of enclosed and even semi-heated parking garages the decision was that permitting parking garage area to be included in the calculation of building floor area would skew the reporting of building energy use intensity. Alternatives for incorporation of parking garage energy in the relevant equations will be examined by the committee for inclusion in the future full revision.

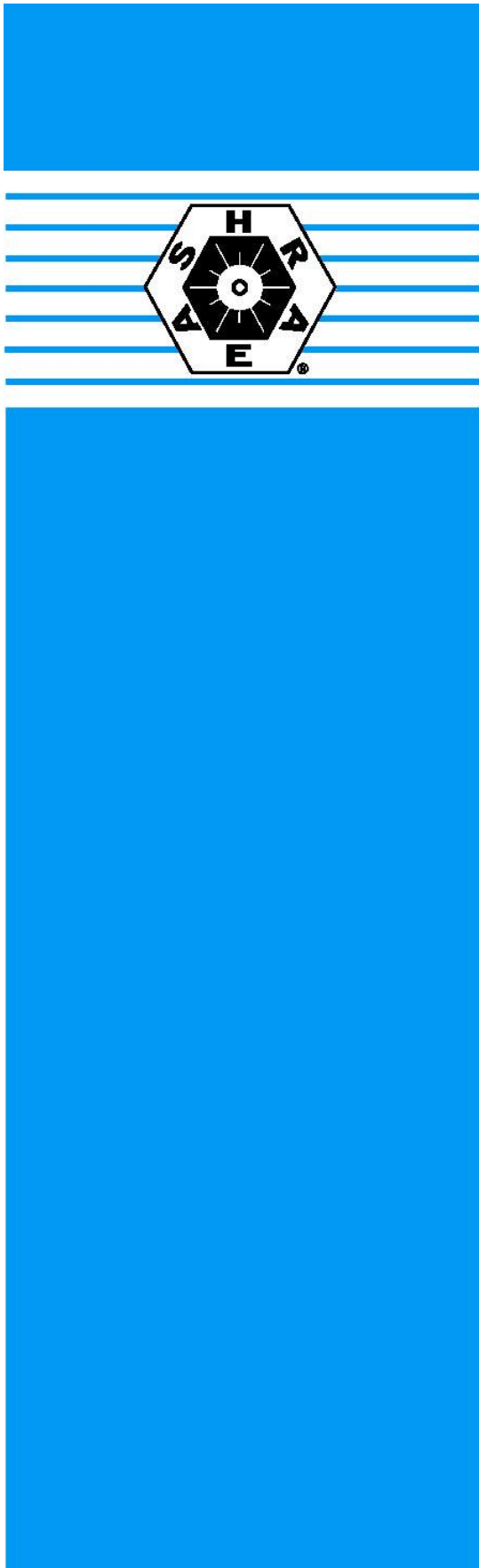
*[Note to Reviewers: This addendum makes proposed changes to the current standard. These changes are indicated in the text by **underlining** (for additions) and **strikethrough** (for deletions) except where the reviewer instructions specifically describe some other means of showing the changes. Only these changes to the current standard are open for review and comment at this time. Additional material is provided for context only and is not open for comment except as it relates to the proposed changes.]*

Addendum a to 105-2007

Reviewer Note: Revise the following definition in Section 3:

3. Definitions

gross floor area: ~~the sum of the floor areas of the spaces within the building, including basements, mezzanine and intermediate floored tiers, and penthouses with headroom height of 7.50 ft (2.28 m) or greater. It is measured from the exterior faces of exterior walls or from the centerline of walls separating buildings but excludes covered walkways, open roofed-over areas, porches and similar spaces, pipe trenches, exterior terraces or steps, chimneys, roof overhangs, and similar features.~~ the sum of the floor areas of all the spaces within the building with no deductions for floor penetrations other than atria. It is measured from the exterior faces of exterior walls or from the centerline of walls separating buildings but it excludes covered walkways, open roofed-over areas, porches and similar spaces, pipe trenches, exterior terraces or steps, roof overhangs, parking garages, surface parking, and similar features.



BSR/ASHRAE/ASHE Addendum n to
ANSI/ASHRAE/ASHE Standard 170-2008

Committee Review Draft

ASHRAE® Standard

Proposed Addendum n to Standard 170-2008, *Ventilation of Health Care Facilities*

First Public Review (**August 2011**)
(Draft Shows Proposed Changes to
Current Standard)

This draft has been recommended for public review by the responsible project committee. To submit a comment on this proposed addendum, go to the ASHRAE website at <http://www.ashrae.org/technology/page/331> and access the online comment database. The draft is subject to modification until it is approved for publication by the Board of Directors and ANSI. Until this time, the current edition of the standard (as modified by any published addenda on the ASHRAE web site) remains in effect. The current edition of any standard may be purchased from the ASHRAE Bookstore @ <http://www.ashrae.org> or by calling 404-636-8400 or 1-800-527-4723 (for orders in the U.S. or Canada).

This Standard is under continuous maintenance. To propose a change to the current standard, use the change submittal form available on the ASHRAE web site @ <http://www.ashrae.org>

The appearance of any technical data or editorial material in this public review document does not constitute endorsement, warranty, or guaranty by ASHRAE of any product, service, process, procedure, or design, and ASHRAE expressly disclaims such.

© **August 11, 2011**. This draft is covered under ASHRAE copyright. Permission to reproduce or redistribute all or any part of this document must be obtained from the ASHRAE Manager of Standards, 1791 Tullie Circle, NE, Atlanta, GA 30329. Phone: 404-636-8400, Ext. 1125. Fax: 404-321-5478. E-mail: standards.section@ashrae.org.

AMERICAN SOCIETY OF HEATING, REFRIGERATING
AND AIR-CONDITIONING ENGINEERS, INC.
1791 Tullie Circle, NE Atlanta GA 30329-2305

BSR/ASHRAE/ASHE Addendum n to ANSI/ASHRAE/ASHE Standard 170-2008, *Ventilation of Health Care Facilities*
First Public Review Draft

(This foreword is not part of this standard. It is merely informative and does not contain requirements necessary for conformance to the standard. It has not been processed according to the ANSI requirements for a standard and may contain material that has not been subject to public review or a consensus process. Unresolved objectors on informative material are not offered the right to appeal at ASHRAE or ANSI.)

FOREWORD

The proposed addendum clarifies the methods in which the Designer may determine system outdoor airflow requirements when the system serves multiple spaces.

[Note to Reviewers: This addendum makes proposed changes to the current standard. These changes are indicated in the text by underlining (for additions) and ~~striketrough~~ (for deletions) except where the reviewer instructions specifically describe some other means of showing the changes. Only these changes to the current standard are open for review and comment at this time. Additional material is provided for context only and is not open for comment except as it relates to the proposed changes.]

Addendum n to 170-2008

[Reviewer Note: This addendum proposes additional text be added to Section 7.1. Section 7.1 was previously modified in Addendum h to Standard 170-2008. The remainder of Section 7.1 is unchanged. Subsections a through e of 7.1 are not repeated in this addendum. To download a free copy of Addendum h to 170-2008 visit the ASHRAE website at <http://www.ashrae.org/technology/page/132>.]


7.1 General Requirements. The following general requirements shall apply for space ventilation:

1. Spaces shall be ventilated according to Table 7-1.

....

- f. System minimum outdoor air quantity for an air handling system shall be calculated as the sum of the individual space requirements for areas served by the air handling system. Alternately, system minimum outdoor air quantity calculated by the Ventilation Rate Procedure (Multiple Space Formula) of ASHRAE Standard 62.1 shall comply with this Standard.

....



BSR/ASHRAE/ASHE Addendum p to
ANSI/ASHRAE/ASHE Standard 170-2008

Committee Review Draft

ASHRAE® Standard

Proposed Addendum p to Standard 170-2008, *Ventilation of Health Care Facilities*

First Public Review (**August 2011**)
(Draft Shows Proposed Changes to
Current Standard)

This draft has been recommended for public review by the responsible project committee. To submit a comment on this proposed addendum, go to the ASHRAE website at <http://www.ashrae.org/technology/page/331> and access the online comment database. The draft is subject to modification until it is approved for publication by the Board of Directors and ANSI. Until this time, the current edition of the standard (as modified by any published addenda on the ASHRAE web site) remains in effect. The current edition of any standard may be purchased from the ASHRAE Bookstore @ <http://www.ashrae.org> or by calling 404-636-8400 or 1-800-527-4723 (for orders in the U.S. or Canada).

This Standard is under continuous maintenance. To propose a change to the current standard, use the change submittal form available on the ASHRAE web site @ <http://www.ashrae.org>

The appearance of any technical data or editorial material in this public review document does not constitute endorsement, warranty, or guaranty by ASHRAE of any product, service, process, procedure, or design, and ASHRAE expressly disclaims such.

© **August 6, 2011**. This draft is covered under ASHRAE copyright. Permission to reproduce or redistribute all or any part of this document must be obtained from the ASHRAE Manager of Standards, 1791 Tullie Circle, NE, Atlanta, GA 30329. Phone: 404-636-8400, Ext. 1125. Fax: 404-321-5478. E-mail: standards.section@ashrae.org.

AMERICAN SOCIETY OF HEATING, REFRIGERATING
AND AIR-CONDITIONING ENGINEERS, INC.
1791 Tullie Circle, NE Atlanta GA 30329-2305

BSR/ASHRAE/ASHE Addendum p to ANSI/ASHRAE/ASHE Standard 170-2008, *Ventilation of Health Care Facilities*
First Public Review Draft

(This foreword is not part of this standard. It is merely informative and does not contain requirements necessary for conformance to the standard. It has not been processed according to the ANSI requirements for a standard and may contain material that has not been subject to public review or a consensus process. Unresolved objectors on informative material are not offered the right to appeal at ASHRAE or ANSI.)

FOREWORD

This proposed addendum adds entries to Table 7-1. A Nourishment Area or Room is defined by FGI-2010 2.1-2.6.7. A Nourishment area which is not enclosed by a door is typically adjacent to a patient corridor and is treated similarly in Table 7-1.

[Note to Reviewers: This addendum makes proposed changes to the current standard. These changes are indicated in the text by underlining (for additions) and ~~striketrough~~ (for deletions) except where the reviewer instructions specifically describe some other means of showing the changes. Only these changes to the current standard are open for review and comment at this time. Additional material is provided for context only and is not open for comment except as it relates to the proposed changes.]

Addendum p to 170-2008

[Reviewer Note: This addendum proposes additional entries for Table 7-1. See the Standard for applicable footnotes and the remainder of the Table]

Table 7-1 Design Parameters

Function of Space	Pressure Relationship to Adjacent Areas (n)	Minimum Outdoor ach	Minimum Total ach	All Room Air Exhausted Directly to Outdoors (j)	Air Recirculated by means of Room Units (a)	RH (k), %	Design Temperature (l), °F/°C
INPATIENT NURSING							
<u>Nourishment area or room</u>	<u>N/R</u>	<u>N/R</u>	<u>2</u>	<u>N/R</u>	<u>N/R</u>	<u>N/R</u>	<u>N/R</u>

IIAR 1

This document shows substantive changes resulting from comments received during the second public review of this standard. The public is invited to comment on the changes shown below. For additional context or to see the full standard, contact the IIAR office.

Definitions and Terminology Used in IIAR Standards

contractor: The ~~organization~~ entity that assumes various contractual responsibilities for services such as installing, integrating, maintaining or operating the various components of the refrigerating system.

pressure vessel: Any *refrigerant* containing receptacle in a *closed circuit mechanical refrigerating system* designed and manufactured under the rules of ASME Section VIII, Division 1, Boiler and Pressure Vessel Code. See also *receiver: receiver* and *controlled-pressure receiver*.

EXCEPTIONS per ASME Section VII, Division 1, Boiler and Pressure Vessel Code:

- a. *Compressors*
- b. *Pumps*
- c. *Controls*

EXCEPTIONS per ASME B31.5, Refrigeration Piping and Heat Transfer Components:

- ia. *Condensers and Condenser Coils*
- ib. *Evaporators and Evaporator Coils*
- ic. *Headers*
- id. *Piping*

secondary-refrigerant coolant: Any liquid used for the transmission of heat without a change in its state. Also known as secondary ~~coolant~~ refrigerant or brine.

IIAR 5

Start-up and Commissioning of Closed-Circuit Ammonia Mechanical Refrigerating Systems

Note: This document shows substantive changes made subsequent to the 3rd public review. Certain portions of the original text remain to provide the reader with some context. Comments regarding these changes are welcome. Contact the IIAR if you wish to see the entire document to gain further context.

Appendix F (Informative)

Considerations and Planning for Closed-Circuit Ammonia Refrigerating System Tie-Ins

F.2 Planning for Future Expansion

- F.2.3** ~~When~~ **Size** dead-end valves **are installed, the** ~~on main line stubs to which future connections are to be made.~~ The size of the valve should be large enough to handle expected future capacity, at an acceptable pressure loss. Consider the direction of flow and valve orientation when installing valves. If possible, the source of pressure or flow should ~~come up under~~ **be from beneath** the valve seat. **The dead-end valves in the main line should not be closed.** Main line dead-end valves ~~should be plugged,~~ **should be** blank-flanged or **fitted with** ~~have~~ a short **pipe** stub. **Attach a service** ~~with a~~ **bleed valve to the stub or to the blank flange.** **Fit a** ~~with~~ **gauge or plug to the outlet of the service valve.** See ~~examples and~~ Notes below:

Note:

1. ~~For dead-end valves, if~~ **If** a pipe stub is connected to the valve it should be approximately 12" long. The added length of the stub, plus the use of a heat sink (like a wet rag) will reduce the possibility of damage to the valve seat when a future connection is made to the pipe stub.
2. Ensure that safe operating procedures (including lockout/tagout) are established and adhered to for dead-end valves.
3. ~~For a dead-end liquid valve, do not open the valve and then close the valve leaving liquid trapped, unless some means is provided to relieve pressure.~~

IIAR 3

Note: This document shows substantive changes made subsequent to the 1st public review. Certain portions of the original text remain to provide the reader with some context. Comments regarding these changes are welcome. Contact the IIAR if you wish to see the entire document to gain further context.

Ammonia Refrigeration Valves

2.8 This standard shall not apply to pressure safety relief devices safety appliances valves within the scope of Section VIII of the ASME Boiler and Pressure Vessel Code {4.2.1} and hydrostatic relief valves.

Section 3 Definitions

Refer to ANSI/IIAR 1-2011 for Definitions.

7.2 Design Validation

The manufacturer shall retain a permanent record of each proof test procedure and results.

Test apparatus or restraints applied to the device shut off valve, control valve or strainer to perform the proof test(s) shall not adversely influence the test validity.

The valve design shall be validated through the applicable proof test(s) on a production sample(s) as follows:

7.2.1 Pressure Envelope -

Shut-off valves, control valves and strainers, including field mounted control valve sub-assemblies and pressure-containing seal cap(s) where applicable:

- b. PRESSURE ENVELOPE VACUUM TEST: Exhibit not more than 150 microns pressure rise over 24 hours at room temperature after evacuation to a maximum pressure of 1500 microns absolute and isolation from the vacuum source.

7.2.2 Shut-off valves -

- a. DESTRUCTIVE STEM (SPINDLE) TORQUE TEST(S) - At room temperature (60 F [15.6 C] to 100 F

[37.8 C] the valve assembly, as delivered by the original manufacturer, shall be tested under conditions of stem (spindle) failure to verify the integrity of:

- i) pressure containment at room temperature MAWP;
- ii) the disc, seat and back seat mechanisms against failure;
- iii) MSSPD containment on top of the seat at full forward (in) stem (spindle) position.

Tests i) and ii) shall be conducted at stem (spindle) positions of : full forward (in); and full backward (out).

- b. SEAT SEAL TEST AT THE SPECIFIED UPPER AND LOWER TEMPERATURE LIMIT MAWP - The valve assembly, as delivered by the original manufacturer, shall be tested to validate that the seat maintains a bubble tight seal to atmosphere for sixty minutes:

- i) in both directions of flow;

OR

- ii) only in the designated direction of flow when the valve is so marked, provided the reverse flow MSSPD is also specified and documented by the manufacturer.

- c. SEAT OPENING TEST AT ROOM TEMPERATURE ~~(60 F [15.6 C] to 100 F [37.8 C])~~, (60 F [15.6 C] to 100 F [37.8 C]) - The valve assembly, as delivered by the original manufacturer, shall be tested at the pressure difference between room temperature MAWP and atmosphere, to validate that the valve can be opened:

- i) with the pressure respectively under and above the seat;

OR

- ii) with the pressure only in the designated direction of flow when so specified by the manufacturer and marked on the valve.

EXCEPTION:

A lower MSSPD may be used for this test provided this value is specified by the manufacturer and marked on the valve.

7.2.3 Control valves

Control valves shall be proof tested for maximum seat leakage as a percentage of rated C_v [K_v] at the MAWP applied as a pressure difference {4.2.3}.

Control valves additionally designed to functionally stop flow with zero seat leakage:

- a. SEAT SEAL TEST AT THE SPECIFIED UPPER AND LOWER TEMPERATURE LIMIT MAWP - The valve assembly, as delivered by the original manufacturer, shall be tested to validate that the seat maintains a bubble tight seal to atmosphere for sixty minutes:

- i) in both directions of flow;

OR

- ii) only in the designated direction of flow when so specified by the manufacturer and marked on the valve.

7.2.4 Stem Sealing System

All valves equipped with stem (spindle) sealing system:

- a. PACKING TIGHTNESS TEST AT THE ROOM TEMPERATURE MAWP (60 F [15.6 C] to 100 F [37.8 C]) - The valve assembly, as delivered by the original manufacturer, shall be tested to validate at room temperature that the packing maintains a bubble tight

seal to atmosphere for sixty minutes in the following stem (spindle) positions:

- i) full forward (in);
 - ii) full backward (out);
 - iii) mid-stroke.
- b. PACKING TIGHTNESS TEST AT THE SPECIFIED UPPER AND LOWER TEMPERATURE LIMIT MAWP - The valve assembly, as

delivered by the original manufacturer, shall be tested to validate that the packing maintains a bubble tight seal to atmosphere for sixty minutes in the following stem (spindle) positions:

- i) full forward (in);
- ii) full backward (out);
- iii) mid-stroke.

Section 8

Marking

Marking shall not be obscured by paint or other finish applied by the manufacturer.

8.1 Shut-off Valves

All shut-off valves shall carry the following markings:

- a. Manufacturer's name or unique symbol permanently marked on the body
- b. Specific direction of flow if the valve is so designed
- c. Model number
- d. Size, nominal
- e. The application range or limits of the device shut off valve, control valve or strainer shall be identifiable through the model number or other unique marking

8.2 Control Valves and Strainers

All control valves shall carry the following markings:

- a. Manufacturer's name or unique symbol permanently marked on the body
- b. Specific direction of flow if the valve is so designed
- c. Model number
- d. Port size, nominal

- e. The application range or limits of the device shut off valve, control valve or strainer shall be identifiable through the model number or other unique marking

8.7 Special Cases

8.7.3 Should a device shut off valve, control valve or strainer be shipped with a holding charge other than air at atmospheric pressure, that condition shall be clearly indicated on a tag appended to the device such that the device cannot be installed or functionally used without the removal of the tag.

Section 9

Production Testing

9.3 Complete valves; valve assemblies; welded assemblies of two or more devices; valves -and strainers; which fall within the scope of this standard shall be tested in conformance with this section.

9.4 Test Requirements

All testing shall be carried out at MAWP at room temperature (60 F [15.6 C] to 100 F [37.8 C]) except as otherwise specified.

All exterior openings shall be capped or plugged with test closures such that the entire pressure-containing envelope is tested. The test closures shall not intrude into the device shut off valve, control valve or strainer any further than is necessary to ensure sealing. Test apparatus or restraints applied to the

device to perform the test(s) shall not adversely influence the test validity.

9.4.1 All device shut off valves, control valves and strainers s-

9.5 All test fluid shall be drained or purged from the valve-device after testing so as to preclude contamination of the device shut off valve, control valve and strainer or the system into which it is installed.

Not for publication. This document is part of the NSF International standard development process. This draft text is for circulation for review and/or approval by a NSF Standards Committee and has not been published or otherwise officially adopted. All rights reserved. This document may be reproduced for informational purposes only.

NSF/ANSI Standard

Equipment for Swimming Pools, Spas, Hot Tubs and other Recreational Water Facilities

Evaluation criteria for materials, components, products, equipment and systems for use at recreational water facilities

19 Heat exchangers, heaters, coolers, and solar water heating systems

19.1 General

The requirements in this section apply to devices utilized to increase or decrease the temperature of pools, spas, and other recreational waters. Some examples of products addressed by this section include metal and or plastic heat exchangers, heaters, coolers, and solar radiant panel collectors and associated components such as fittings, couplings, and valves.

19.1.1 Sections of the heater that may require inspection or service shall be accessible.

19.1.2 Heaters shall be marked or labeled for proper assembly/installation and operation.

19.1.3 Replacement parts for the heater shall fit the heater without a need for undue alteration of the heater or replacement part.

19.1.4 Heaters shall comply with the material formulation requirements in 3.2.

19.1.5 Heaters shall comply with the corrosion resistance requirements in 3.3.

19.2 Performance

Heater/cooler shall meet the applicable performance requirements of this section based upon their design and construction including related components such as fittings, couplings, valves, controllers, etc.

19.2.1 Dimensional conformity test

Heaters and associated components under pressure shall be evaluated for dimensional conformance with the piping and fitting dimensions recommended by the manufacturer.

19.2.2 Hydrostatic pressure test

Heaters and associated components under pressure shall be capable of withstanding a hydro static pressure test at 150% of the rated working pressure test per Annex B.

Not for publication. This document is part of the NSF International standard development process. This draft text is for circulation for review and/or approval by a NSF Standards Committee and has not been published or otherwise officially adopted. All rights reserved. This document may be reproduced for informational purposes only.

19.2.3 Cyclic pressure test

Heaters and associated components under pressure shall be capable of withstanding 20,000 cycle low/high/low cyclical pressure test per Annex B.

19.2.4 Design burst hydrostatic pressure test

Heaters and associated components under pressure shall be capable of withstanding a hydro static pressure test at 200% of the rated working pressure test per Annex B.

19.2.5 Elevated temperature hydrostatic pressure test

Heaters and associated components under pressure shall be capable of withstanding a hydro static pressure test at 200% of the rated working pressure when tested at 140°F (60°C)

19.2.6 Head loss curve

Manufacturers shall make available a head loss curve for the heater and associated components.

Heaters and associated components shall not exceed the head loss indicated by the manufacturer's head loss curve when tested in accordance with manufacturers installation orientation and plumbing design.

19.3 Operation and installation instructions

The manufacturer shall provide written operation and installation instructions with each unit. The instructions shall include drawings, charts, and parts lists necessary for the proper installation, operation, repair and maintenance of the heater.

The operation and installation instruction shall contain the following information:

- A heater's maximum flow rating (LPM, GPM) shall be specified based on the nominal pipe size (or less if requested by the manufacturer) intended to plumb the pressure line. The maximum velocity for any nominal pipe size connection to the heater shall not exceed 3.05 MPS (10 FPS) to minimize potential corrosion and scale formation;
- A warning that the heater is to be installed in full compliance with the manufacturers recommendations as well as the local regulatory and building code requirements for gas supply, electrical connections, air exchange and ventilation. Corrosive chemicals should be stored away from the heater to minimize potential damage to the exterior of the heater;
- A warning that the heater is not to be installed immediately after the injection point for low pH or acidic chemicals to minimize potential corrosive damage to the inside of the heater;
- Reference to recommended use chemicals and maximum and or minimum concentrations (ie salt level, total alkalinity, calcium hardness, etc.);
- Applicable caution and warning statements shall be prominently displayed;

Not for publication. This document is part of the NSF International standard development process. This draft text is for circulation for review and/or approval by a NSF Standards Committee and has not been published or otherwise officially adopted. All rights reserved. This document may be reproduced for informational purposes only.

Example-If system flow is allowed to stagnate in a solar collector there is potential risk of high water temperatures. Consider draining the system otherwise water in solar collectors can reach high temperatures and create hot liquid/gas. If hot liquid s or gas are not purged from the system it could adversely affect plumbing, or the safety of swim mers near water return fittings.

- Instructions or guidance for proper size selection and installation;
- A statement of the manufacturer's warranty; and
- Applicable diagrams and a parts li st to facilitate the identification and o rdering of replacement parts or other supply and installation needs.

19.4 Marking and product identification

The heater shall be clearly and permanently marked or labeled with the following:

- manufacturer name and address or website;
- model number;
- serial number, date code, or other means to identify date of production;
- whether the unit was e valuated for pools and/or spas, if not evaluated for both applications;
- working pressure;
- size or capacity;
- flow direction (if applicable);
- maximum head loss; and
- maximum design flow rate.

BSR/UL 2572

September 2, 2011

SUMMARY OF TOPICS

The following changes in requirements to the April 22, 2011, Proposed Standard for Communication and Control Units for Mass Notification Systems, UL 2572, are being proposed:

1. Revision to the Sand and Dust Test for HPSAs.

STP BALLOTS AND COMMENTS DUE: October 3, 2011

For your convenience in review, proposed additions to existing requirements are shown underlined and proposed deletions are shown ~~lined-out~~.

1. Revision to the Sand and Dust Test for HPSAs.

RATIONALE

Proposal submitted by: Sean Moloney, Federal Signal Corp.

Due to the inherent construction of speakers, they can not be dust tight. This proposed standard change pertains to the outdoor speaker only, not the outdoor control equipment. During the July 2011 STP meeting many members mentioned that a sand/dust spray will ingress into any speaker at the location where the sound comes out, and the important issue is that the HPSA is still loud and intelligible after the sand/dust test.

PROPOSAL

~~74.4.1.5.2 The enclosure shall be considered to have met the requirements if no dust has entered the enclosure at the conclusion of the test.~~ The speaker shall operate as intended after the sand and dust exposure and shall not be reduced in sound level by more than 3 decibels from the reference sound level.

74.4.1.5.3 The sample shall comply with Speech Intelligibility per 74.2.1.1.

Copyright © 2011 Underwriters Laboratories Inc.

Standard for Adjustable Speed Electrical Power Drive Systems; Part 5-1: Safety Requirements - Electrical, Thermal and Energy, BSR/UL 61800-5-1

PROPOSAL

4.8DV.1.4 In determining compliance with ~~48-3~~ **4.8DV.1.3**, measurements shall be made to the center of the handle grip with the handle in the highest possible position. Where the handle grip is not clearly defined, it shall be considered to be at a point 3 inches (76 mm) in from the end of the handle.

5.2.3.6DV.1.6.2 A drive having short circuit ratings in excess of the levels specified in Table 4.3.9DV.1 shall additionally be tested in accordance with Section 5.2.3.6.4, Breakdown of Components Test, with the following modifications:

- a) The requirements of Section 5.2.3.6.4 are amended by (a) - (e) ~~(d)~~ of 5.2.3.6DV.1.5.1.
- b) The branch-circuit protective device(s) shall also comply with 5.2.3.6.2.1DV.5.5 (a) - (h).
- c) The drive shall be tested on a circuit that is calibrated as described in 5.2.3.6.2.1DV.3, Calibration of Test Circuits. The available short circuit current of the test circuit shall be the maximum value for which the drive is rated. The high fault current values for which a drive is able to be tested are not required to be one of the same values detailed in Table 4.3.9DV.1.

6.3.7DV.2.2.1 For group installation, power conversion equipment as described in 5.2.3.6DV.1.1.2 shall be marked with the following or the equivalent:

- a) When tested using both fuses and circuit breakers of the maximum allowable size: "Suitable for motor group installation on a circuit capable of delivering not more than ___ rms symmetrical amperes, ___ V max." When tested with other than Class H or K5 fuses, the marking shall additionally state: "When protected by Class ___ fuses." When specified for a high fault short circuit rating, the marking shall additionally state: "Class ___ fuses" or "A circuit breaker having an interrupting rating not less than ___ rms symmetrical amperes, ___ V maximum;"
- b) When tested using only fuses rated at the maximum size specified in 5.2.3.6DV.1.1.3 (b), the marking shall additionally state: "~~w~~When protected by (A) fuses" or, when tested with other than Class H or K5 fuses, "When protected by Class ___ fuses." When specified for a high fault short circuit rating, "When protected by Class ___ fuses;"
- c) When tested using branch circuit protective devices rated less than the maximum size specified in 5.2.3.6DV.1.1.3 (b), the marking shall

additionally state: "when protected by ~~(B)~~ (A) with a maximum rating of (B) ~~(C)~~." where:

~~A)~~ "Fuses" or, when tested with other than Class H or K5 fuses, "Class ___ fuses." When specified for a high fault short circuit rating, "Class ___ fuses;"

~~BA)~~ The type of overcurrent protective devices, either "fuses" or "a circuit breaker." When tested with other than Class H or K5 fuses, "Class ___ fuses." When specified for a high fault short circuit rating, "Class ___ fuses" or "A circuit breaker having an interrupting rating not less than ___rms symmetrical amperes, ___ V maximum;"

~~CB)~~ The maximum ampere rating of the overcurrent protective device used for the tests in 5.2.3.6DV.1.3 and Section 5.2.3.6DV.1.5, Breakdown of Components Test - Group Installation for Standard Fault Currents, or 5.2.3.6DV.1.4 and Section 5.2.3.6DV.1.6, Breakdown of Components Test - Group Installation for High Fault Currents.

Proposal for BSR/UL 213

Addition of Requirements for Standard Grooves

PROPOSAL

5.4 STANDARD GROOVES - Dimensions of the pipe, fitting, or valve end specified by the rubber gasketed fitting manufacturer that complies with the dimensions of Fire protection - Automatic sprinkler systems - Part 12: Requirements and test methods for grooved-end components for steel pipe systems, ISO 6182-12, for cut, rolled and cast grooves, intended for use with a groove type rubber gasketed fitting to join pipe, fittings, or valves, fittings, or valves.

5.5 NON-STANDARD GROOVES (Proprietary Groove) - Dimensions of the grooved end of pipe, fittings or valves specified by the rubber gasketed fitting manufacturer that differ by dimension or tolerance from Standard Groove Dimensions. These other proprietary grooves are intended for use with rubber gasketed fittings to join grooved end pipe, fittings or valves having dimensionally compatible proprietary grooves.

7.2 Rubber gasketed fittings intended for use with cut or rolled groove pipe are to be tested with the specific pipe type and pipe having the minimum wall thickness and groove dimensions specified by the manufacturer.

17.1.1 Rubber gasketed fittings, intended for use with a grooves to join pipe, fittings, or valves using the Standard Groove shall be marked with the letters "SG".

17.1.2 Rubber gasketed fittings, intended for use with a grooves to join pipe, fittings, or valves using a Non-standard Groove (other than the Standard Groove) shall be marked with the letters "NG".

18.1 Installation and design instructions shall be provided with each shipment of fittings, and shall include at least the following items:

- a) Assembly procedure for installation of fittings with pipe;

- b) Pipe end specifications, when required, with which fitting is intended to be used including the groove designation as Standard Groove or Non-standard Groove (Proprietary Groove);
- c) Required torque value or tightening specifications for bolts (if bolts are used), when not marked on the fitting;
- d) Maximum allowable deflection for flexible fittings; and
- e) Equivalent Length value, in feet of pipe, for fittings intended for connection to sprinkler pipe as described in Section 16, Pipe Outlet Flow Characteristics Test, when not marked on the fitting.

BSR/UL 1559

1. Addition of 70.1.2a for allowance of date code markings on attachment plug blades.

PROPOSAL

70.1.2A For Insect and Rodent Control products employing a non-detachable supply cord or direct plug-in means, the date of manufacture or date code may be die-stamp impressed, etched, or engraved on the blade of attachment plug, provided that:

- a) The recessed impression is no deeper than is needed for legibility;
- b) The marking process does not emboss or raise the surface of the blade;
- c) The specific dimensions of the blade, or configuration with respect to the plug face, are not altered during the marking process;
- d) The product is not rated for more than one voltage where a change in attachment plug configuration is required in the field; and
- e) The product shall not include instructions for removal, replacement or servicing of the supply cord or attachment plug, nor for conversion of the plug for different voltages

Cable Assemblies and Fittings for Industrial Control and Signal Distribution, BSR/UL 2238

7.4 Thermal properties

7.4.1 A polymeric material used for electrical insulation or enclosure of live parts shall have a relative thermal index (RTI) rating as specified in Table 7.3. For a material with other than a VTM flammability classification, the acceptability of the material shall be determined using the material thickness employed in the end-use product or a nominal 1/8-in (3.2-mm) thickness, whichever is greater.

Exception: If the polymeric material does not have a RTI value, see the Relative Thermal Indices Based Upon Past Field-Test Performance and Chemical Structure Table in the Standard for Polymeric Material-Use in Electrical Equipment Evaluations, UL 746C, for generic RTI values.

Exception: The following generic materials having readings of 65 or less on the Shore Durometer D scale (when measured for 5 s at an ambient temperature of $23.0 \pm 2.0^\circ\text{C}$ ($73.4 \pm 3.6^\circ\text{F}$)) are acceptable for use at 60°C (140°F) based on their successful completion of the appropriate accelerated aging test described in Accelerated Aging Tests, Section 37.10:

- a) Ethylene/Propylene/Diene (EPDM);
- b) Natural Rubber (NR);
- c) Neoprene (Chloroprene Butadiene) Rubber (CBR);
- d) Nitrile Rubber (NBR);
- e) Polyvinyl Chloride (PVC) and its copolymers;
- f) Silicone Rubber (SIR);
- g) Styrene (Butadiene) Rubber (SBR); and
- h) Thermo Elastomeric [TEE; includes Thermoplastic Elastomers (TPE) and Ethylene Propylene Thermoplastic Rubber (EPTM)].

37.15 Tests for permanence of flag type cord tag

37.15.1 To determine compliance with 40.1.1.2, representative flag type cord tags that have been subjected to the applicable conditions described in 37.17 shall meet the following requirements. The tests shall be conducted in the following order:

- a) Visual Examination - The cord tag shall be visually examined with normal or corrected vision following each applicable exposure conditioning for the following:
 - 1) There shall not be any permanent shrinkage, deformation, cracking, or any other condition that will render the marking on the tag illegible.
- b) Defacement Test - Following each applicable exposure, the flag type cord tag is to be scraped back and forth 10 times across the printed surface and edges with a downward force of 2 lbf (8.9 N) using the edge of a 5/64-in (1.9-mm) thick steel blade. The blade is to be held

perpendicular to the cord surface. The portion of the blade in contact with the surface shall a radius of curvature of 1 in (25.4 mm) and shall be rounded to a radius of 1/64 in (0.4 mm). The cord tag shall be examined as follows:

- 1) The flag type cord label and overlamination, if provided, shall not move more than a 1/2 in (12.7 mm) along the cord and shall not be torn or otherwise damaged. The printing shall remain legible.

c) Tearing and Separation Test - The cable assembly, with the fitting pointing up, is to be held taught in a vertical plane. A force of 5 lbf (22.2 N), which includes the weight of the clamp, is to be applied for 1 min to the uppermost corner of the flag type cord tag farthest from the device, within 1/4 in (6.4 mm) of the vertical edge of the tag. The force is to be applied by affixing a C-clamp with a pad diameter of 3/8 in (9.5 mm) to the tag and securing the weight to the C-clamp. The force is to be applied vertically downward in a direction parallel to the major axis of the cord. The flag type cord tag shall be examined as follows:

- 1) The flag type cord tag shall resist tearing for longer than 1/16 in (1.6 mm) at any point.
- 2) The flag type cord tag shall not separate from the cable assembly. A hang-type tag shall not separate from the securement strap, and the securement strap shall not separate from the cord set;
- 3) The flag type cord tag or securement strap shall not slip or move along the length of the cord set more than 1/2 in (13 mm) and there shall not be any visible damage to the cord.

37.16 Tests for permanence of wrap around cord label

37.16.1 To determine compliance with 40.1.1.2, representative wrap around cord labels that have been subjected to the test conditions described in 37.17 shall meet the following requirements. The tests shall be conducted in the following order:

a) Visual Examination - A wrap around cord labels shall be visually examined with normal or corrected vision following each applicable exposure condition for the following:

- 1) A wrap around cord label shall adhere to the surface to which it is applied without any significant evidence of curling or loosening around the perimeter or other indication of loss of adhesion such as wrinkles or bubbles.
- 2) It shall not excessively craze or shrink.
- 3) The printed text shall remain legible. Discoloration or fading is not to be considered a failure.

b) Legibility Test - Following each applicable exposure condition, the printed surface of the wrap around cord label is to be rubbed back and forth 10 times with a downward force of 4 lbf (17.8 N). This test does have to be conducted on samples employing an over lamination or that are subsurface printed.

- 1) The printed text shall remain legible.

c) Defacement Test - Following each applicable exposure, the wrap around cord label is to be scraped back and forth 10 times across the printed surface and edges with a downward force of 2 lbf (8.9 N) using the edge of a 5/64-in (1.9-mm) thick steel blade. The blade is to be held perpendicular to the cord surface. The portion of the blade in contact with the surface shall a radius of curvature of 1 in (25.4 mm) and shall be rounded to a radius of 1/64 in (0.4 mm). The wrap around cord label shall be examined as follows:

1) The wrap around cord label and/or overlamination, if provided, shall not move more than a 1/2 in (12.7 mm) along the cord and shall not be torn or removed from the cord surface.

37.17 Test conditions

37.17.1 For each type of conditioning mentioned in 37.17.2 - 37.17.4, three flag type cord tags applied to the applicable cable assemblies in the intended manner are to be used or three wrap around cord labels applied to the applicable cable assembly. For flag type cord tags or wrap around cord labels applied by an adhesive, tests are to be conducted no sooner than 24 h after application of the flag type cord tag or wrap around label.

37.17.2 Each of three flag type cord tags or wrap around cord labels are to be tested as received.

37.17.3 Each of three flag type cord tags or wrap around cord labels are to be tested after 30 min of conditioning at $23.0 \pm 2.0^{\circ}\text{C}$ ($73.4 \pm 3.6^{\circ}\text{F}$) and 50 ± 5 percent relative humidity, following 240 h of conditioning in an air-circulating oven at $60 \pm 1^{\circ}\text{C}$ ($140 \pm 1.8^{\circ}\text{F}$).

37.17.4 Each of three flag type cord tags or wrap around cord labels are to be tested within 1 min after being exposed for 72 h to a relative humidity of $85 \pm 5\%$ at a temperature of $32.0 \pm 2.0^{\circ}\text{C}$ ($89.6 \pm 3.6^{\circ}\text{F}$).

37.17.5 If the flag type cord tags or wrap around cord labels are intended to be applied to outdoor cord (W) it is to be conditioned as follows and in 37.17.6 - 37.17.7. Each of three flag type cord tags or wrap around cord labels are to be tested after 24 h of exposure conditioning at $23 \pm 2^{\circ}\text{C}$ ($73.4 \pm 3.6^{\circ}\text{F}$) and $50 \pm 5\%$ relative humidity, followed by 48 h of immersion to a depth of not less than 1/8 inch (3.2 mm) in demineralized water at a temperature of 23°C (73.4°F).

37.17.6 Each of three flag type cord tags or wrap around cord labels are to be tested after 24 h of exposure conditioning at $23.0 \pm 2.0^{\circ}\text{C}$ ($73.4 \pm 3.6^{\circ}\text{F}$) and $50 \pm 5\%$ relative humidity, followed by 7 h of exposure in a cold box at a temperature of $-10 \pm 2^{\circ}\text{C}$ ($14.0 \pm 3.6^{\circ}\text{F}$).

37.17.7 Each of three flag type cord tags or wrap around cord labels are to be tested after 24 h of exposure conditioning at $23.0 \pm 2.0^{\circ}\text{C}$ ($73.4 \pm 3.6^{\circ}\text{F}$) and $50 \pm 5\%$ relative humidity, followed by exposure to ultraviolet light and water spray with ultraviolet light by using either of the following apparatus:

a) A Twin-Enclosed Carbon-Arc Weatherometer, (Type D or DH), as described in the Standard Practice for Operating Open Flame Carbon Arc Light Apparatus for Exposure of Nonmetallic Materials, ASTM G152 and the Standard Practice for Operating Enclosed Carbon Arc Light Apparatus for Exposure of Nonmetallic Materials, ASTM G153. Each of the tags is to be exposed to 720 h of ultraviolet light and water spray with ultraviolet light. The operating cycle is to be 20 min; 17 min of ultraviolet light only and 3 min of water spray and ultraviolet light.

b) A Xenon-Arc Weatherometer, (Type B or similar apparatus), as described in the Standard Practice for Operating Xenon Arc Light Apparatus for Exposure of Non-Metallic Materials, ASTM G155. Each of the tags is to be exposed to 1000 h of ultraviolet light and water spray with ultraviolet light. The exposure shall be in accordance with Method A, with continuous exposure to

ultraviolet light and intermittent water spray with ultraviolet light, using a programmed cycle of 120 min (102 min ultraviolet light exposures and an 18 min exposure to water spray with ultraviolet light). The apparatus shall include a 6500 W, water-cooled xenon-arc lamp, borosilicate glass inner and outer optical filters, a spectral irradiance of 0.35 W/m² at 340 nm and a black-panel temperature of 63.0 ±3.0°C (145.0 ±5.4°F).

37.17.8 If the flag type cord tags or wrap around cord labels are intended to be applied to indoor or outdoor cord that is oil resistant (Type O or OO) it is to be conditioned as follows. Each of three tags is to be tested within 2 h after being immersed for 48 h in IRM 902 oil at a temperature of 23.0 ±2.0°C (73.4 ±3.6°F).

40.1 General

40.1.1.1 Unless otherwise indicated, all markings shall be clearly visible, readily legible, and placed on the outside of the enclosure in lettering not less than 3/32-in (2.4-mm) high.

40.1.1.2 Markings required by this standard shall be permanent. A permanent marking shall be molded, die-stamped, or paint-stenciled; stamped or etched metal that is permanently secured; or indelibly stamped on a pressure-sensitive label secured by adhesive that complies with the Standard for Marking and Labeling Systems, UL 969 or provided on a cord tag that complies with 37.15 or 37.16. Ordinary usage, handling, storage, and the like of the unit are to be evaluated in determining whether a marking is permanent.

BSR/UL 2523

1. Revision of the definition of hydronic heating appliance

PROPOSAL

5.20 HYDRONIC HEATING APPLIANCE - An appliance that maintains a constant atmospheric internal working pressure ~~and a storage water capacity not in excess of 4000 gallons (3785 L)~~ and is designed to heat a liquid, such as water, that is circulated between a heating load and the heating source (appliance).

2. Deletion of 23.10

PROPOSAL

~~23.10 A solid fuel boiler, hydronic heating appliance, or water heater shall be arranged to require manual restart after any control functions to cause shut down and following restoration of an interrupted power supply.~~

3. Clarification of 120°F (49°C) reset requirements for water heaters

PROPOSAL

45.2.3 A water heater shall be equipped with an ~~An~~ automatically reset shutoff system that will ~~shall~~ not reset at a water temperature above 120°F (49°C).